

ᏍᏍᏏᏉ ᏅᏍᏏ

CHEROKEE NATION®

Tahlequah, Oklahoma



Annual Comprehensive Financial Report

Fiscal Year Ended
September 30, 2024



ᏍᏍᏁᏍᏁ ᏍᏍᏁᏍᏁ ᏍᏍᏁ ᏍᏍᏁᏍᏁ

Weaving

OUR FUTURE



— TOGETHER —
COMMUNITY · FAMILY · CULTURE

2024 Annual Comprehensive Financial Report

Fiscal Year Ended September 30, 2024
Prepared by Cherokee Nation Financial Resources Department
Tahlequah, Oklahoma

ᏍᏍᏁ ᏍᏍᏁᏍᏁ
We Watch Over the Money

CHEROKEE NATION
Annual Comprehensive Financial Report
For the Year Ended September 30, 2024

TABLE OF CONTENTS

I. INTRODUCTORY SECTION

Transmittal Letter.....	1
Tribal Officials.....	6
Organizational Chart.....	7
Certificate of Achievement for Excellence in Financial Reporting.....	8

II. FINANCIAL SECTION

Independent Auditor's Report.....	9
Management's Discussion & Analysis.....	12

A. Basic Financial Statements

Government-wide Financial Statements	
Statement of Net Position.....	24
Statement of Activities.....	25
Fund Financial Statements	
Balance Sheet - Governmental Funds.....	26
Statement of Revenues, Expenditures and Changes in Fund Balances - Governmental Funds.....	27
Reconciliation of the Statement of Revenues, Expenditures and Changes in Fund Balances of Governmental Funds to the Statement of Activities.....	28
Statement of Revenues, Expenditures and Changes in Fund Balance - Budget and Actual (GAAP Basis) - General Fund.....	29
Statement of Net Position - Proprietary Funds.....	30
Statement of Revenues, Expenses and Changes in Fund Net Position - Proprietary Funds.....	31
Statement of Cash Flows - Proprietary Funds.....	32
Statement of Fiduciary Net Position - Fiduciary Funds.....	33
Statement of Changes in Fiduciary Net Position - Fiduciary Funds.....	34
Combining Statement of Net Position - Component Units.....	35
Combining Statement of Revenues, Expenses and Changes in Net Position - Component Units.....	36
Recast of the Combining Statement of Revenues, Expenses and Changes in Net Position - Component Units to the Statement of Activities.....	37
Notes to Basic Financial Statements.....	38

TABLE OF CONTENTS (CONTINUED)

B. Other Supplementary Information	
Nonmajor Governmental Funds	
Combining Balance Sheet - Nonmajor Governmental Funds.....	84
Combining Statement of Revenues, Expenditures and Changes in Fund Balances - Nonmajor Governmental Funds.....	85
Nonmajor Enterprise Funds	
Combining Statement of Net Position - Nonmajor Enterprise Funds.....	86
Combining Statement of Revenues, Expenses and Changes in Fund Net Position - Nonmajor Enterprise Funds.....	87
Combining Statement of Cash Flows - Nonmajor Enterprise Funds.....	88
Internal Service Funds	
Combining Statement of Net Position - Internal Service Funds.....	89
Combining Statement of Revenues, Expenses and Changes in Fund Net Position - Internal Service Funds.....	90
Combining Statement of Cash Flows - Internal Service Funds.....	91
Budgetary Information	
Schedule of Revenues, Expenses and Changes in Fund Net Position - Budget and Actual (GAAP Basis) - Enterprise Funds.....	92
Schedule of Expenditures of Federal, State, and Private Grants and Contracts.....	78
Schedule of Tribal Funded Grants.....	82

III. STATISTICAL SECTION

Schedule of Net Position by Component.....	93
Changes in Net Position.....	94
Governmental Activities - Tax Revenues by Source.....	95
Fund Balances, Governmental Funds.....	96
Changes in Fund Balances, Governmental Funds.....	97
Governmental Activities - Motor Vehicle Tax Registrations.....	98
General Governmental Revenues by Source (GAAP Basis).....	99
General Governmental Expenses by Function (GAAP Basis).....	100
Outstanding Debt by Type.....	101
Pledged-Revenue Coverage.....	102
Demographic and Economic Statistics.....	103
Principal Employers.....	104
Tribal Citizenship.....	105
Tribal Citizenship by District.....	106
Tribal Land Base (Acres) by County.....	107
Primary Government Employees by Function.....	108
Operating Indicators by Function.....	109
Capital Asset Utilization by Function, Primary Government.....	110
Cherokee Students by District.....	111

Introduction



Cherokee National Treasures



Jane Osti
Pottery



TŊŊŊŊ TSVPSŊ ŊŊV JĠEEJRT
Weaving
OUR FUTURE



GWYŁ DBF
CHEROKEE NATION®

P.O. Box 948 • Tahlequah, OK 74465-0948
918-453-5000 • www.cherokee.org

Chuck Hoskin Jr.
Principal Chief
GŁ FŦF \$:Ŧ\$
0-EŦG.Ł

Bryan Warner
Deputy Principal Chief
\$Z.ŁFV.Ł
WŁŦ DŁŁŦ 0-EŦG.Ł

March 31, 2025

Principal Chief, Deputy Principal Chief, Tribal Council and Citizens of the Cherokee Nation:

We, the Cherokee Nation Office of Financial Resources (Financial Resources), are pleased to submit the Annual Comprehensive Financial Report of the Cherokee Nation (the Nation) for the fiscal year ended September 30, 2024. Accountability for both the accuracy of the data and the completeness and fairness of the presentation, including all disclosures, rests with the Office of Financial Resources. We believe the data presented is accurate in all material aspects, and fairly presents the financial position and activities for the year ended September 30, 2024.

A comprehensive analysis of the Nation's financial position and activities for the year is contained in this report. It has been prepared by the Office of Financial Resources and conforms to the "pyramid" approach to governmental financial reporting as prescribed in National Council on Governmental Accounting (NCGA) Statement 1, "Governmental Accounting and Financial Reporting Principles."

Management's discussion and analysis (MD&A) immediately follows the independent auditor's report and provides a narrative introduction, overview and analysis of the basic financial statements. The MD&A should be read in conjunction with this transmittal letter.

The Nation's basic financial statements were audited by Forvis Mazars, LLP whose role serves to provide reasonable assurance that the financial statements are fairly stated in all material respects. See "Independent Auditor's Report" included with the comprehensive report.

Organization of the Government

The Nation is the largest federally recognized tribal government in the United States. The Nation has sovereign reservation status, granted by treaty and law, located within the 14 counties of northeastern Oklahoma with the boundary running northerly and southeasterly from Tulsa, Oklahoma to the Kansas and Arkansas state borders. The Cherokee Nation reservation—which consists of 6,950 square miles and includes all of six counties and portions of eight other counties—was established with the historical boundaries of the Cherokee Nation after the Treaty of 1866.

The Cherokee Constitution was amended by the Constitutional Convention in 1999 and ratified by a vote of the Cherokee citizens in 2003. This Constitution defines the distribution and separation of powers among the three branches of government. The three branches and their respective powers include the following:

Executive Branch

The executive power of the Cherokee Nation is vested in the Principal Chief, currently Chuck Hoskin Jr. The Deputy Principal Chief, currently Bryan Warner, aids and advises the Principal Chief in the administration of the government. The Principal Chief is responsible for the execution of the laws of the Cherokee Nation, establishment of tribal policy and delegation of authority, as is necessary for the administrative functions of the Cherokee Nation. The Principal Chief maintains an office at the W. W. Keeler Tribal Complex in Tahlequah (Cherokee County), Oklahoma. The Deputy Principal Chief is empowered to act as directed by the Principal Chief.

The Executive Branch of the Nation is organized with the Principal Chief and the Deputy Principal Chief serving as the final authorities of the administrative operations of the Nation. Within the Executive Branch is a six member Cabinet: the Treasurer, the Secretary of State, the Secretary of Natural Resources, the Chief of Staff, the Cherokee Nation Delegate to Congress, and the Secretary of Veteran's Affairs. As of September 30, 2024, the following were members of the Cabinet. The Treasurer, Janees M. Taylor, provides oversight and direction for the Nation on all financial matters, including annual budgets, investment of funds, and financial reporting in conformance with Generally Accepted Accounting Principles (GAAP). The Treasurer is also responsible for the selection of the independent Certified Public Accounting firm, and ensuring that an annual comprehensive financial statement audit is performed and presented to Tribal Council within six (6) months of the fiscal year end. The Secretary of State, Shella Bowlin, is responsible for a variety of governmental functions including but not limited to the certification of petitions, referring amendments of the constitution to the people, and receipt of petitions, orders for initiatives, and oaths of office. The Secretary of Natural Resources, Christina Justice, advises the Chief on natural resource issues and works to advance the Nation's top environmental strategic priorities. The Chief of Staff, Dr. Corey Bunch, advises the chief on employee matters offering workable solutions that support the Chief in his administrative function. The Cherokee Nation Delegate to Congress, Kim Teehee, advocates on behalf of the Cherokee Nation on the federal level. Secretary of Veteran's Affairs, S. Joe Crittenden, acts as primary advisor to the Chief on all veteran-related issues affecting the Nation and its tribal veterans.

The Constitution also created an office of Attorney General and an office of Marshal. The Attorney General and Marshal are appointed by the Principal Chief and confirmed by the Tribal Council for a term of five (5) years. The terms of the Attorney General and Marshal shall not be concurrent. As of September 30, 2024, the Attorney General was Chad Harsha and the Marshal was Shannon Buhl. The Attorney General represents the Cherokee Nation in all criminal cases in the courts of the Nation, and in all civil actions wherein the Cherokee Nation is named as a party and shall have such other duties as prescribed by law. The Marshal provides law enforcement within the jurisdiction of the Cherokee Nation. The Marshal's duties and authority are prescribed by law.

The staff of the Principal Chief includes the Executive Directors of the respective departments who provide oversight and general direction. The major service departments of the Nation are the following: Career Services, Commerce Services, Education Services, Health Services, Human Services, Language, Public Health and Transportation & Infrastructure. Resource departments provide support for the Nation's service departments, as follows: Financial Resources, Human Resources, Information Technology and Management Resources.

Legislative Branch

The Legislature consists of seventeen (17) Tribal Council members, who are citizens of the Cherokee Nation. The Tribal Council is elected to four-year terms from the fifteen districts of the Cherokee Nation and two at-

large members who represent citizens living outside the reservation. The Council elects a Speaker and a Deputy Speaker. As of September 30, 2024, the Speaker was Mike Shambaugh and the Deputy Speaker was Kevin Easley, Jr. The role of the Tribal Council is to adopt legislation in the best interest of the Cherokee people.

Judicial Branch

The Judicial Branch consists of the Supreme Court and the Cherokee Nation District Court. Supreme Court Justices are appointed by the Principal Chief and confirmed by the Tribal Council. As of September 30, 2024, the Chief Justice was John C. Garrett. The primary responsibility of the Justices is to hear and resolve any disagreements arising under the provisions of the Constitution or any enactment of the Tribal Council.

The District Court system hears all cases brought before it under jurisdiction of the Cherokee Nation Code Annotated, Title 20, Courts and Procedure.

Reporting Entity

The Nation determines its financial reporting entity in accordance with Governmental Accounting Standards Board (GASB) Statement No. 14, “The Financial Reporting Entity”; GASB Statement No. 39, “Determining Whether Certain Organizations Are Component Units - an amendment of GASB Statement No.14”; GASB Statement No. 61, “The Financial Reporting Entity: Omnibus – an amendment of GASB Statements No. 14 and No. 34”; GASB Statement No. 80, “Blending Requirements for Certain Component Units – an amendment of GASB Statement No. 14”; and GASB Statement No. 90, “Majority Equity Interests – an amendment of GASB Statements No. 14 and No. 61”, as applicable, and, based on that criterion, has included the following entities as component units within the Nation’s basic financial statements:

Cherokee Nation Businesses, LLC (CNB) and its blended component units
Housing Authority of the Cherokee Nation of Oklahoma (HACN) and its blended component unit
Cherokee Nation Comprehensive Care Agency (CNCCA)
Cherokee Nation Home Health Services, Inc. (CNHHS)
Cherokee Health Partners, LLC (CHP), dissolved as of September 30, 2024
Cherokee Nation Foundation (CNF)
Cherokee National Historical Society, Inc. (CNHS)
Cherokee Nation Economic Development Trust Authority (EDTA)

The nature of the activities of these organizations and the specific basis for inclusion as component units of the Nation are discussed in the notes to the basic financial statements.

Internal Controls

The management of the Nation is responsible for ensuring that adequate accounting data is compiled to allow for the preparation of financial statements in conformity with GAAP. Management of the Nation is also responsible for establishing and maintaining an internal control structure designed to ensure that the assets of the Nation are protected from loss, theft or misuse. The internal control structure is designed to provide reasonable, but not absolute, assurance that these objectives are met. The concept of reasonable assurance recognizes that: (1) the cost of a control should not exceed the benefits likely to be derived, and (2) the valuation of costs and benefits requires estimates and judgments by management. The Nation did not change any financial policies that had a significant impact on the fiscal year’s financial statements.

Single Audit

As a recipient of federal and state financial assistance, the Office of Financial Resources is responsible for ensuring that an adequate internal control structure is in place to ensure compliance with applicable laws and regulations related to those programs. This internal control structure is subject to periodic evaluation by management of the Nation.

As a part of the Nation's single audit, tests are made to determine the adequacy of the internal control structure, including that portion related to federal financial assistance programs, as well as to determine that the Nation has complied with applicable laws and regulations. The results of the Nation's single audit process for the fiscal year ended September 30, 2024 will be included in a separately issued Single Audit Report.

Budgetary Process

Title 62, §31-32 provides the legal level of budgetary control for the Cherokee Nation. The Executive and Finance Committee of the Tribal Council, upon direction of the Treasurer and with advisement from the Controller, shall formulate an annual appropriations bill. The bill shall contain the legal budgeted annual revenues and expenditures/expenses for the general fund and enterprise funds for the executive, legislative and judicial branches of government. The sources of revenue may be based upon estimates. The budgeted expenditures for these funds shall not exceed total estimated revenues and beginning fund balance and net position. Cherokee Nation limits uses of funds to the availability of the sources of revenues.

Should the need arise for management to transfer funds or propose additional appropriations, the Executive and Finance Committee of the Tribal Council, upon direction of the Treasurer and with advisement from the Controller, shall be responsible for proposing amendments to the annual appropriations law based upon material changes in real or estimated revenues and expenditures that affect the total amounts budgeted. Any amendments to the annual appropriations bill shall be presented to the Tribal Council for consideration and passage. Any funds received by the Cherokee Nation, the use of which is determined by the granting or contracting agency (special revenue funds) shall be used only for those purposes and under those conditions for which the funds are made available, and such funds are not subject to legal appropriation by the Tribal Council.

The basic financial statements contain a budget and actual comparative statement for the General Fund, a legally budgeted fund. A budgetary statement for enterprise funds, which are also legally budgeted, is included in the budgetary information section of Other Supplementary Information. Budgets for the Nation are prepared on the same basis of accounting as the financial statements.

Long-Term Financial Planning

Since fiscal year 2015, the Cherokee Nation primary government has increased its total assets by approximately \$4.9 billion or 378.2%. The Nation's long-term financial planning process involves a dedicated budgeting process that ensures discretionary resources are used to support the vision of the Nation: "Together: Community-Family-Culture." This planning process encompasses the annual financial budget process as well as long-term forecasting for use of the Nation's resources. Additionally, new ideas and efficiencies are continually being incorporated to further advance the Nation's initiatives which include greater emphasis on housing, healthcare, careers and education.

In December 2017, the Nation created the Cherokee Nation Sovereign Wealth Fund (CNSWF). The two largest funds within the CNSWF are the Education Reserve and the Emergency Reserve. Intended to provide financial security in the event of unforeseen future issues, these reserve funds will be invested for growth purposes under the direction of the Treasurer.

Through expansion of its component units, the Nation works to establish a productive, sustainable economy for the citizens of the Nation. In addition to creating greater opportunities through its component units, the Nation has been successful in partnering with outside entities to attract new industries and create jobs within the Nation's reservation.

Use of the Report

This report will be submitted to the Federal Audit Clearinghouse in compliance with the requirements of the Office of Management and Budget (OMB) 2 CFR 200 "Uniform Administrative Requirements, Cost Principles, and Audit Requirements for Federal Awards". Copies of the reports will also be submitted to elected officials of the Nation and various other agencies which require copies as a condition of funding provided to the Nation under grants and contracts. Use of this report by the departments of the Nation is encouraged.

Readers of this report should refer to Management's Discussion and Analysis (MD&A) for better understanding of the financial activities of the Nation. The MD&A provides the reader with an easily readable discussion of the basic financial statements, significant differences, comparative analyses, fund financial analysis, significant budget variations, and facts, decisions or conditions which have or are expected to have a significant effect on the Nation's financial position or activities.

Certificate of Achievement


The Government Finance Officers Association (GFOA) of the United States and Canada awarded a Certificate of Achievement for Excellence in Financial Reporting to Cherokee Nation for its Annual Comprehensive Financial Report (ACFR) for the fiscal year ended September 30, 2023. This was the twenty-third consecutive year that the Nation has achieved this prestigious award. In order to be awarded a Certificate of Achievement, a government must publish an easily readable and efficiently organized annual comprehensive financial report. This report must satisfy both GAAP and applicable legal requirements.

A Certificate of Achievement is valid for a period of one year only. The members of the Office of Financial Resources believe that the current ACFR continues to meet the Certificate of Achievement Program's requirements. We will be submitting the ACFR to the GFOA to determine its eligibility for another certificate.

Acknowledgements

The preparation of the 2024 Annual Comprehensive Financial Report was a tremendously involved task requiring the professional skills of the entire Financial Resources Department. I would like to express my deepest gratitude to the Financial Resources staff for their dedication and continuous hard work. I would also like to thank Forvis Mazars, LLP, independent auditors for the Cherokee Nation, for their guidance and technical assistance in completing this Annual Comprehensive Financial Report.

Respectfully submitted,



Janees M. Taylor
Treasurer
Cherokee Nation

Cherokee Nation Tribal Officials

as of September 30, 2024

EXECUTIVE BRANCH

Chuck Hoskin Jr.
Principal Chief

Bryan Warner
Deputy Chief

LEGISLATIVE BRANCH

Mike Shambaugh
Speaker
District 9

Kevin Easley, Jr.
Deputy Speaker
District 14

Sasha Blackfox-Qualls
District 1

Candessa Tehee
District 2

Lisa Hall
District 3

Mike Dobbins
District 4

E.O. "Junior" Smith
District 5

Daryl Legg
District 6

Joshua Sam
District 7

Codey Poindexter
District 8

Melvina Shotpouch
District 10

Kendra McGeady
District 11

Dora Patzkowski
District 12

Joe Deere
District 13

Danny Callison
District 15

Julia Coates
At Large

Johnny Kidwell
At Large

JUDICIAL BRANCH

Supreme Court

John C. Garrett
Chief Justice

Tina Glory-Jordan
Justice

Mark L. Dobbins
Justice

Shawna S. Baker
Justice

Rex Earl Starr
Justice

District Court

T. Luke Barteaux
Presiding Judge

Amy Page
Judge

Nathan Barnard
Judge

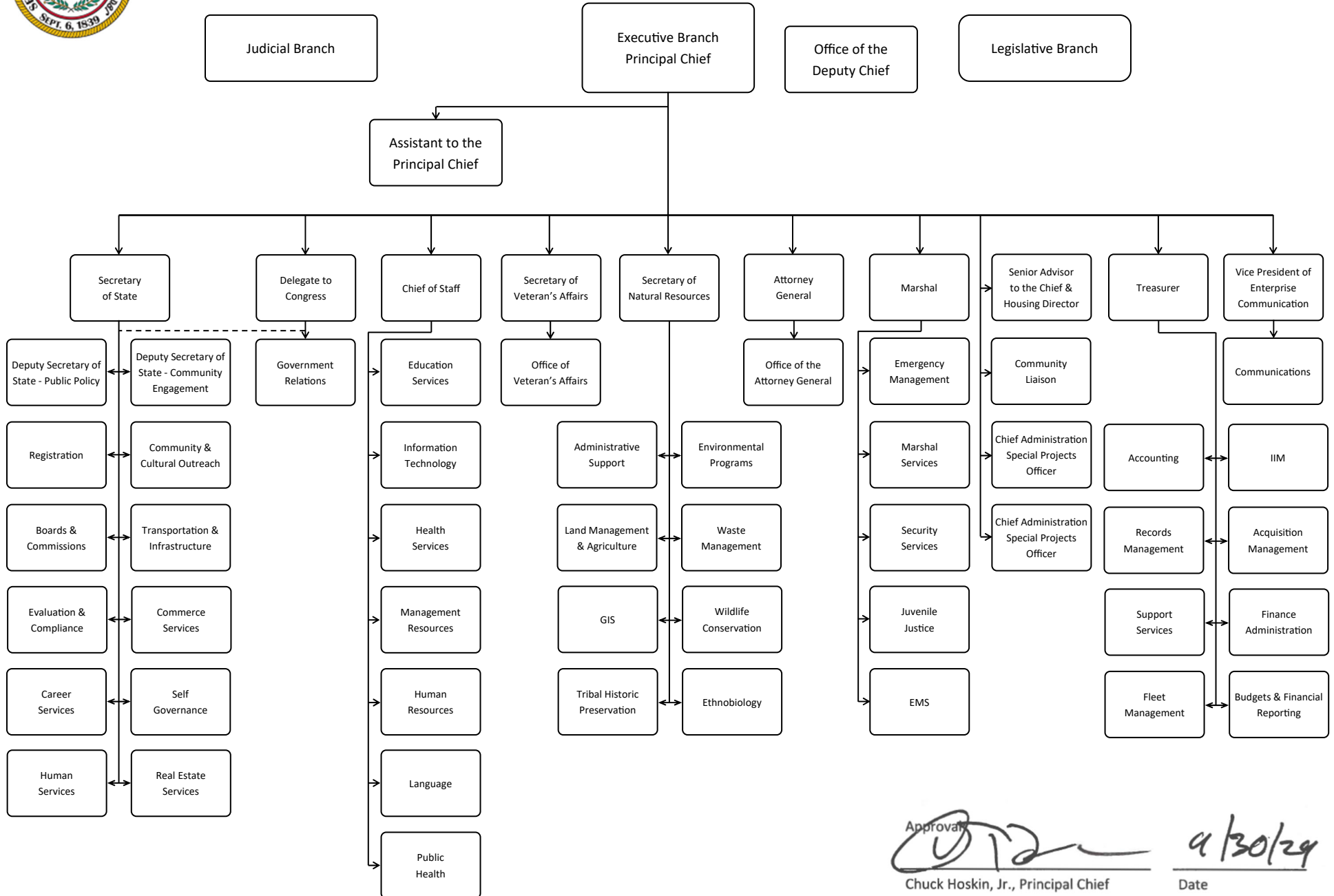
Janice Purcell
Judge

Nicholas Goodwin
Special District Court Judge



CHEROKEE NATION ORGANIZATIONAL CHART

GWJ DJF
CHEROKEE NATION



Approval:
Chuck Hoskin, Jr., Principal Chief

Date: 9/30/24



Government Finance Officers Association

Certificate of
Achievement
for Excellence
in Financial
Reporting

Presented to

**Cherokee Nation
Oklahoma**

For its Annual Comprehensive
Financial Report
For the Fiscal Year Ended

September 30, 2023

Christopher P. Morill

Executive Director/CEO

Financial Section



Cherokee National Treasures



Richard Fields
Bow Making



Tʰᵒᵗᵉᵗ ᵗᵗᵛᵖᵗᵗ ᵉᵉᵛ ᵗᵗᵉᵉᵗᵗᵗ

Weaving

OUR FUTURE

Independent Auditor's Report

Principal Chief and Tribal Council
Cherokee Nation
Tahlequah, Oklahoma

Opinions

We have audited the financial statements of the governmental activities, the business-type activities, the aggregate discretely presented component units, each major fund, and the aggregate remaining fund information of the Cherokee Nation (Nation), as of and for the year ended September 30, 2024, and the related notes to the financial statements, which collectively comprise the Nation's basic financial statements, as listed in the table of contents.

In our opinion, based on our audit and the report of the other auditors, the accompanying financial statements referred to above present fairly, in all material respects, the respective financial position of the governmental activities, the business-type activities, the aggregate discretely presented component units, each major fund, and the aggregate remaining fund information of the Nation, as of September 30, 2024, and the respective changes in financial position and, where applicable, cash flows thereof and the respective budgetary comparison for the general fund for the year then ended, in accordance with accounting principles generally accepted in the United States of America.

We did not audit the financial statements of the Housing Authority of Cherokee Nation (HACN), the Cherokee Nation Comprehensive Care Agency (CNCCA), Cherokee Health Partners (CHP), or the Cherokee Nation Foundation (CNF), which are discretely presented component units of the Nation, which collectively represent 8.5%, 7.1%, and 6.8% of the assets, net position, and revenues, respectively, of the aggregate discretely presented component units as of September 30, 2024. Those statements were audited by other auditors whose report has been furnished to us, and our opinion, insofar as it relates to the amounts included for HACN, CNCCA, CHP, and CNF, are based solely on the report of the other auditors.

Basis for Opinions

We conducted our audit in accordance with auditing standards generally accepted in the United States of America (GAAS). Our responsibilities under those standards are further described in the Auditor's Responsibilities for the Audit of the Financial Statements section of our report. We are required to be independent of the Nation and to meet our other ethical responsibilities, in accordance with the relevant ethical requirements relating to our audit. We believe that the audit evidence we have obtained is sufficient and appropriate to provide a basis for our audit opinions.

Responsibilities of Management for the Financial Statements

Management is responsible for the preparation and fair presentation of the financial statements in accordance with accounting principles generally accepted in the United States of America and for the design, implementation, and maintenance of internal control relevant to the preparation and fair presentation of financial statements that are free from material misstatement, whether due to fraud or error.

In preparing the financial statements, management is required to evaluate whether there are conditions or events, considered in the aggregate, that raise substantial doubt about the Nation's ability to continue as a going concern for 12 months beyond the financial statement date, including any currently known information that may raise substantial doubt shortly thereafter.

Auditor's Responsibilities for the Audit of the Financial Statements

Our objectives are to obtain reasonable assurance about whether the financial statements as a whole are free from material misstatement, whether due to fraud or error, and to issue an auditor's report that includes our opinions. Reasonable assurance is a high level of assurance but is not absolute assurance and, therefore, is not a guarantee that an audit conducted in accordance with GAAS will always detect a material misstatement when it exists. The risk of not detecting a material misstatement resulting from fraud is higher than for one resulting from error, as fraud may involve collusion, forgery, intentional omissions, misrepresentations, or the override of internal control. Misstatements are considered material if there is a substantial likelihood that, individually or in the aggregate, they would influence the judgment made by a reasonable user based on the financial statements.

In performing an audit in accordance with GAAS, we:

- Exercise professional judgment and maintain professional skepticism throughout the audit.
- Identify and assess the risks of material misstatement of the financial statements, whether due to fraud or error, and design and perform audit procedures responsive to those risks. Such procedures include examining, on a test basis, evidence regarding the amounts and disclosures in the financial statements.
- Obtain an understanding of internal control relevant to the audit in order to design audit procedures that are appropriate in the circumstances, but not for the purpose of expressing an opinion on the effectiveness of the Nation's internal control. Accordingly, no such opinion is expressed.
- Evaluate the appropriateness of accounting policies used and the reasonableness of significant accounting estimates made by management, as well as evaluate the overall presentation of the financial statements.
- Conclude whether, in our judgment, there are conditions or events, considered in the aggregate, that raise substantial doubt about the Nation's ability to continue as a going concern for a reasonable period of time.

We are required to communicate with those charged with governance regarding, among other matters, the planned scope and timing of the audit, significant audit findings, and certain internal control-related matters that we identified during the audit.

Required Supplementary Information

Accounting principles generally accepted in the United States of America require that management's discussion and analysis be presented to supplement the basic financial statements. Such information is the responsibility of management and, although not a part of the basic financial statements, is required by the Governmental Accounting Standards Board, who considers it to be an essential part of financial reporting for placing the basic financial statements in an appropriate operational, economic, or historical context. We and other auditors have applied certain limited procedures to the required supplementary information in accordance with auditing standards generally accepted in the United States of America, which consisted of inquiries of management about the methods of preparing the information and comparing the information for consistency with management's responses to our inquiries, the basic financial statements, and other knowledge we obtained during our audit of the basic financial statements. We do not express an opinion or provide any assurance on the information because the limited procedures do not provide us with sufficient evidence to express an opinion or provide any assurance.

Supplementary Information

Our audit was conducted for the purpose of forming opinions on the financial statements that collectively comprise the Nation's basic financial statements. The accompanying supplementary information, as listed in the table of contents, is presented for purposes of additional analysis and are not a required part of the basic financial statements. Such information is the responsibility of management and was derived from and relates directly to the underlying accounting and other records used to prepare the basic financial statements. The information has been subjected to the auditing procedures applied in the audit of the basic

financial statements and certain additional procedures, including comparing and reconciling such information directly to the underlying accounting and other records used to prepare the basic financial statements or to the basic financial statements themselves, and other additional procedures in accordance with auditing standards generally accepted in the United States of America. In our opinion, the accompanying supplementary information is fairly stated, in all material respects, in relation to the basic financial statements as a whole.

Other Information

Management is responsible for the other information included in the annual comprehensive financial report. The other information comprises the introductory and statistical sections but does not include the basic financial statements and our auditor's report thereon. Our opinions on the basic financial statements do not cover the other information, and we do not express an opinion or any form of assurance thereon.

In connection with our audit of the basic financial statements, our responsibility is to read the other information and consider whether a material inconsistency exists between the other information and the basic financial statements, or the other information otherwise appears to be materially misstated. If, based on the work performed, we conclude that an uncorrected material misstatement of the other information exists, we are required to describe it in our report.

Forvis Mazars, LLP

**Tulsa, Oklahoma
March 31, 2025**

MANAGEMENT'S DISCUSSION AND ANALYSIS

The Nation's management provides Management's Discussion and Analysis (MD&A) of the Annual Comprehensive Financial Report as a tool for readers of the Nation's financial statements for the fiscal year ended September 30, 2024. Readers of the Nation's financial statements are encouraged to utilize this information in conjunction with the information provided in the letter of transmittal, which precedes this section, and the accompanying basic financial statements and disclosures following this section.

Financial Highlights

The Nation's assets and deferred outflows of resources exceeded its liabilities and deferred inflows of resources at the end of fiscal year 2024 by \$4.4 billion (net position). Of this total amount, \$758.2 million is unrestricted net position that may be used to meet the government's ongoing obligations.

The Nation's overall liabilities and deferred inflows of resources at the end of fiscal year 2024 was approximately \$1.8 billion, consistent from the prior fiscal year.

The overall net position increased by \$568.1 million, which is largely attributable to the advanced funding received in the Self Governance Department of Health and Human Services (DHHS) fund, litigation settlements within the General Fund, and interest income.

The Nation's governmental funds reported total ending fund balance of \$1.9 billion at the end of fiscal year 2024. This compares to the prior year ending fund balance of \$1.55 billion showing an increase of \$345.4 million during the current year. Unassigned fund balance is \$387.8 million for fiscal year 2024.

At the end of the current fiscal year, unassigned fund balance for the General Fund was \$388.5 million or 181.9% of total General Fund expenditures including transfers out and 114.4% of total General Fund revenues including insurance recoveries and transfers in.

Overview of the Financial Statements

Basic Financial Statements

This discussion and analysis serves as an introduction to the Nation's basic financial statements. The Nation's basic financial statements are comprised of government-wide financial statements, fund financial statements, and notes to the basic financial statements. The Annual Comprehensive Financial Report also contains other information to supplement the basic financial statements.

Government-wide Financial Statements

The *Government-wide Financial Statements* provide a broad overview of the Nation's finances and operations in a manner similar to private-sector business. The statements provide information about the Nation's financial position on both a short-term and long-term basis. The statements are prepared using the accrual basis of accounting and an economic resources measurement focus. The government-wide financial statements include the Statement of Net Position and the Statement of Activities.

The *Statement of Net Position* presents the assets, deferred outflows of resources, liabilities and deferred inflows of resources for the entire Nation, with the difference between the assets and deferred outflows of resources less liabilities and deferred inflows of resources reported as "net position." Increases or

decreases in net position over time can serve as an indicator of the improvement or decline in the Nation's financial position.

The *Statement of Activities* presents information about how the Nation's net position changed during the fiscal year. All changes in net position are reported when the underlying event giving rise to the change occurs, regardless of when the related cash flows occur. Utilizing this method, revenues and expenses are reported when earned and incurred, rather than when cash is received or expended.

The financial statements include separate sections for three different types of activities. The three types are as follows:

Governmental Activities present information about activities supported by dividends from component units, taxes, intergovernmental revenues (state and federal grants), and private grants. The services provided by the Nation's government generally fall into this category, including tribal government, health services, education services, human services, and community services.

Business-type Activities are intended to recover all or a substantial portion of their costs through user fees and charges to external users of the goods and services. The active business-type activities of the Nation include the CN Sanitary Landfill and Economic Development Trust Authority (EDTA).

Discretely Presented Component Units are the operations for which the Nation has financial accountability, but have certain independent qualities, such as an independent Board of Directors. For the most part, these units operate similar to private-sector business. The Nation's discretely presented component units are:

Cherokee Nation Businesses, LLC (CNB) and its blended component units
Housing Authority of the Cherokee Nation of Oklahoma (HACN) and its blended component unit
Cherokee Nation Comprehensive Care Agency (CNCCA)
Cherokee Nation Home Health Services, Inc. (CNHHS)
Cherokee Health Partners, LLC (CHP) – dissolved during 2024 (See Note 1)
Cherokee Nation Foundation (CNF)
Cherokee National Historical Society, Inc. (CNHS)

The government-wide financial statements can be found immediately following this discussion and analysis.

Fund Financial Statements

A fund is a group of related accounts that is used to maintain control over resources that have been separated for specific activities or objectives. The Nation, like state and local governments, uses fund accounting to ensure and demonstrate compliance with finance-related legal requirements. The fund financial statements focus on individual activities of the Nation's government, providing more detail than the government-wide financial statements. The funds of the Nation are divided into three types, which use different accounting approaches and should be interpreted differently. The three types of funds are:

Governmental Funds are used to account for the same governmental functions as reported in the government-wide financial statements. However, unlike the government-wide financial statements, the governmental fund financial statements focus on the near-term inflows and outflows of expendable resources. These fund statements also focus on the balances of expendable resources available at the end of the fiscal year. This approach to financial reporting is known as using the current financial resources measurement focus and the modified accrual basis of accounting. This method may be useful

in evaluating the government's near-term financing requirements. These statements provide a short-term view of the Nation's finances that assist in determining if there will be sufficient financial resources to meet the current needs of the Nation. Most of the services provided by the Nation are financed and reported through the governmental funds.

Because the focus of the governmental funds is narrower than that of the government-wide financial statements, it is useful to compare the information presented for governmental funds with similar information presented for governmental activities in the government-wide financial statements. By doing so, the readers may better understand the long-term impact of the government's near-term financing decisions. The Governmental Funds Balance Sheet and the Governmental Funds Statement of Revenues, Expenditures, and Changes in Fund Balances provide a reconciliation to facilitate this comparison between governmental funds and governmental activities. These reconciliations are presented on pages 26 and 28 of the financial statements.

The Nation maintains five major governmental funds, each presented in a separate column in the Governmental Funds Balance Sheet and in the Governmental Funds Statement of Revenues, Expenditures, and Changes in Fund Balances. The Nation's five major governmental funds are the General, PL 102-477, Self Governance DHHS, Fiscal Recovery Fund, and Capital Projects Fund. In addition, the Nation maintains fourteen nonmajor governmental funds, shown aggregated, including two permanent funds to account for other governmental activity. The governmental funds statements can be found on pages 26 - 28 of this report.

Proprietary Funds are used to show activities which operate similar to private-sector enterprises. These funds charge fees for goods and services provided to customers. Proprietary funds provide the same type of information as the business-type activities in the government-wide financial statements, except in more detail. Like the government-wide financial statements, proprietary fund financial statements use the accrual basis of accounting. There is no separate reconciliation needed between the proprietary fund financial statements and the government-wide financial statements for business-type activities.

The proprietary funds financial statements can be found on pages 30 - 32 following the governmental fund financial statements. The Nation's proprietary funds include Enterprise and Internal Service Funds, which are described below.

Enterprise Funds — The Nation has no major enterprise funds and two nonmajor enterprise funds for presentation purposes. The nonmajor funds are the Nation's CN Sanitary Landfill and Economic Development Trust Authority (EDTA). The nonmajor enterprise combining financial statements can be found on pages 86 - 88 of this report.

Internal Service Funds are used to account for activities related to goods and services provided by one department to other departments of the Nation and to other governmental units, on a cost reimbursement basis. The internal service funds are:

Internal Leases which are used to account for the cost to maintain buildings for use by other funds of the Nation.

Fringe Pool which is used to account for the cost of fringe benefits, including the Nation's self-insured healthcare and worker's compensation benefits, used by other funds of the Nation.

Indirect Cost Pool which is used to account for the cost of providing certain services, such as accounting, human resources, information technology and acquisition management, to other funds of the Nation.

The internal service funds combining financial statements can be found on pages 89 - 91 of this report.

Fiduciary Funds are used to account for assets held by the Nation in a fiduciary capacity. The Nation has one fiduciary fund, the Child Support Custodial fund. The fiduciary funds financial statements can be found on pages 33 - 34 following the governmental fund financial statements.

Cherokee Nation Component Unit Financial Statements – component units, as previously mentioned, are operations over which the Nation has financial accountability, but that have independent qualities as well, similar to private-sector business. The government-wide financial statements present information for the discretely presented component units in a single column. The Combining Statement of Net Position and the Combining Statement of Revenues, Expenses and Changes in Net Position present detail for each of the seven discretely presented component units.

The financial statements for component units can be found on pages 35 - 37 of this report.

Notes to Basic Financial Statements

The notes to basic financial statements provide additional information that is essential for a full understanding of the data provided in the government-wide and the fund financial statements. The notes to basic financial statements can be found on pages 38 - 83 of this report.

Supplementary Information

The basic financial statements are followed by a section of supplementary information. This section of the report includes combining schedules for nonmajor governmental and enterprise funds, internal service funds and a budgetary comparison schedule for the Nation's enterprise funds. The supplementary information section begins on page 84.

Statistical Information

The statistical section provides financial statement users with additional detailed information as a context for understanding the information in the financial statements, notes to the basic financial statements, and other supplementary information as it relates to the government's overall financial health. Included in the statistical section are schedules related to financial trends, revenue capacity, debt capacity, demographic and economic indicators, and operating information. The statistical information section begins on page 93.

Comparative Analysis for Major Funds

The following is a comparative analysis for the Nation's major funds on the next page (dollars in thousands):

Major Fund	2024	2023	Increase/ (Decrease)	Percent Increase/ (Decrease)
General Fund				
Revenues, insurance recoveries, transfers in, & special item-dissolution of component unit	\$343,965	\$377,415	\$ (33,450)	(8.9)%
Expenditures & transfers out	213,570	201,881	11,689	5.8 %
Fund Balance	744,419	614,024	130,395	21.2 %
PL 102-477				
Revenues, insurance recoveries & transfers in	83,144	71,533	11,611	16.2 %
Expenditures & transfers out	59,131	54,738	4,393	8.0 %
Fund Balance	44,575	20,562	24,013	116.8 %
Self Governance DHHS				
Revenues, insurance recoveries & transfers in	826,899	789,249	37,650	4.8 %
Expenditures & transfers out	775,025	547,634	227,391	41.5 %
Fund Balance	732,006	680,132	51,874	7.6 %
Fiscal Recovery Fund				
Revenues, insurance recoveries & transfers in	301,840	231,499	70,341	30.4 %
Expenditures & transfers out	301,840	231,499	70,341	30.4 %
Fund Balance	-	-	-	0.0 %
Capital Projects Fund				
Revenues, insurance recoveries, transfers in, & issuance of long-term debt	295,909	64,642	231,267	357.8 %
Expenditures & transfers out	191,947	63,200	128,747	203.7 %
Fund Balance	314,246	210,284	103,962	49.4 %

The General Fund represents the operating activities of the tribal government. The fund balance of the General Fund increased \$130.4 million during fiscal year 2024. Revenues decreased due to a reduction in tobacco tax revenues and dividends from component units. Expenditures increased due to programs such as Juvenile Justice, Attorney General, Facilities Improvement, Verna Thompson Early Childhood Education and the Public Health and Wellness Fund. Transfers out increased due to transfers to the Capital Projects Fund for the Behavioral Health Residential Treatment Center and the Verna Thompson Early Childhood Education Center.

The PL 102-477 fund reported an increase in fund balance of \$24.0 million. PL 102-477 revenues increased due to the programs receiving additional funding during fiscal year 2024 as well as additional interest earned on those funds. Expenditures increased for the DF Infant Immersion Childcare and PL 102-477 Childcare. Transfers out increased due to transfers to the Capital Projects Fund for capital expansion and construction of child development centers.

In fiscal year 2024, the Self Governance DHHS fund reported an increase in fund balance of \$51.9 million. The revenues for Self Governance DHHS increased in fiscal year 2024 primarily due to third party revenues from Medicare, Medicaid, and insurance income. The expenditures and transfers out for

Self-Governance DHHS increased in fiscal year 2024 because of Health Equipment Replacement and transfer to the Capital Projects Fund for the new hospital construction and equipment.

The Fiscal Recovery Fund did not maintain fund balance at the end of fiscal year 2024. This fund saw both revenues and expenditures increase due to the spend down of funds received due to the pandemic that hit the United States during fiscal year 2020 through the American Rescue Plan Act of 2021.

The Capital Projects Fund reported an increase in fund balance of \$104.0 million. Capital Projects Fund revenues increased due to transfers in for Head Start, Child Development Centers, and Wellness Centers constructions projects. The expenditures increased due to Pryor Child Development Center, new hospital construction, and the Stilwell Wellness Center construction.

Government-Wide Financial Analysis

Net Position

Net position, over time, may serve as a useful indicator of a government's financial position. In the case of the Nation, assets and deferred outflows of resources exceeded liabilities and deferred inflows of resources by \$4.4 billion at the close of the most recent fiscal year. The following table presents the Nation's net position as of September 30, 2024, and 2023, for the primary government (dollars in thousands):

	Governmental		Business-Type		Total		Increase/ (Decrease)
	Activities		Activities				
	2024	2023	2024	2023	2024	2023	
Current and other assets	\$ 5,240,587	\$ 4,992,309	\$ 26,114	\$ 19,611	\$ 5,266,701	\$ 5,011,920	\$ 254,781
Capital assets	918,791	632,957	3,123	1,947	921,914	634,904	287,010
Total assets	<u>6,159,378</u>	<u>5,625,266</u>	<u>29,237</u>	<u>21,558</u>	<u>6,188,615</u>	<u>5,646,824</u>	<u>541,791</u>
Long-term debt							
outstanding	133,783	29,283	534	1,067	134,317	30,350	103,967
Other liabilities	1,642,101	1,770,605	7,818	7,543	1,649,919	1,778,148	(128,229)
Total liabilities	<u>1,775,884</u>	<u>1,799,888</u>	<u>8,352</u>	<u>8,610</u>	<u>1,784,236</u>	<u>1,808,498</u>	<u>(24,262)</u>
Deferred inflows							
of resources	<u>6,222</u>	<u>8,315</u>	<u>-</u>	<u>-</u>	<u>6,222</u>	<u>8,315</u>	<u>(2,093)</u>
Net investment in							
capital assets	725,977	582,509	3,123	1,483	729,100	583,992	145,108
Restricted	2,910,883	2,412,341	-	-	2,910,883	2,412,341	498,542
Unrestricted	<u>740,412</u>	<u>822,213</u>	<u>17,762</u>	<u>11,465</u>	<u>758,174</u>	<u>833,678</u>	<u>(75,504)</u>
Total net position	<u>\$ 4,377,272</u>	<u>\$ 3,817,063</u>	<u>\$ 20,885</u>	<u>\$ 12,948</u>	<u>\$ 4,398,157</u>	<u>\$ 3,830,011</u>	<u>\$ 568,146</u>

The largest portion of the Nation's net position (66.2%) represents resources that are subject to external restrictions on how they may be used. An additional portion of the Nation's net position (16.6%) reflects its investment in capital assets (e.g., land, buildings, machinery, equipment and vehicles), less any related outstanding debt that was used to acquire those assets. The Nation uses these capital assets to provide a variety of services to its citizens. Accordingly, these assets are not available for future spending. Although the Nation's investment in capital assets is reported net of related debt, it should be noted that the resources used to repay this debt must be provided from other sources, since the capital assets themselves cannot be used to liquidate these liabilities.

The remaining balance of \$758.2 million is unrestricted and may be used to meet the government's ongoing obligations to its creditors and provide services to the citizens.

At September 30, 2024, the Nation reported positive net position for the government as a whole, as well as for its separate governmental and business-type activities. The Nation's overall net position increased \$568.1 million from the prior fiscal year. The reasons for this increase are discussed in the following section for governmental and business-type activities.

Changes in Net Position

The Nation's net position increased \$568.1 million, approximately 4.0% less than the prior year increase of \$591.6 million, for an ending balance of \$4.4 billion. The governmental activities had an increase of \$560.2 million and business-type activities had an increase of \$7.9 million, respectively.

The Nation's total revenues were \$1.7 billion in fiscal year 2024, consistent from the prior fiscal year. Program revenue generated \$1.4 billion, consisting of charges for services, federal and state grants, and other contributions, consistent from the prior fiscal year. Operating grants and contributions increased \$122.6 million from last year as compared to this year largely due to the remaining availability of federal awards from prior years' awards for one-time COVID related funding. Capital grants and contributions revenue increased \$11.5 million related primarily to an increase of capital grants from CNB as compared to the prior fiscal year.

Unrestricted investment earnings increased \$52.7 million due to higher interest rates paid on accounts eligible to collect earnings.

Litigation settlements, the largest decrease of the general revenues, decreased \$65.8 million due to reduced settlement amounts as compared to the prior year.

Dividends from component units decreased \$32.6 million as compared to the prior year.

Expenses for the primary government increased 8.5% or \$92.8 million to \$1.2 billion. The Nation's expenses cover a range of services, including programs classified as tribal government, health services, education services, human services and community services functions. Significant changes include:

Tribal government expenses decreased \$24.1 million (16.2%). This decrease is largely due to the reduction of tribal government expenses within the Fiscal Recovery Fund.

Health services expenses increased \$90.9 million (17.6%). This increase is due to increases of expenses for the Cherokee Nation Outpatient Health Center, Dental, Pharmacy, and Summer EBT Food for Children.

Human services expenses decreased \$19.1 million (16.9%). This decrease is attributed to decreases for LIHWAP ARPA and WIC Technology and the reduction of human services expenses within the Fiscal Recovery Fund.

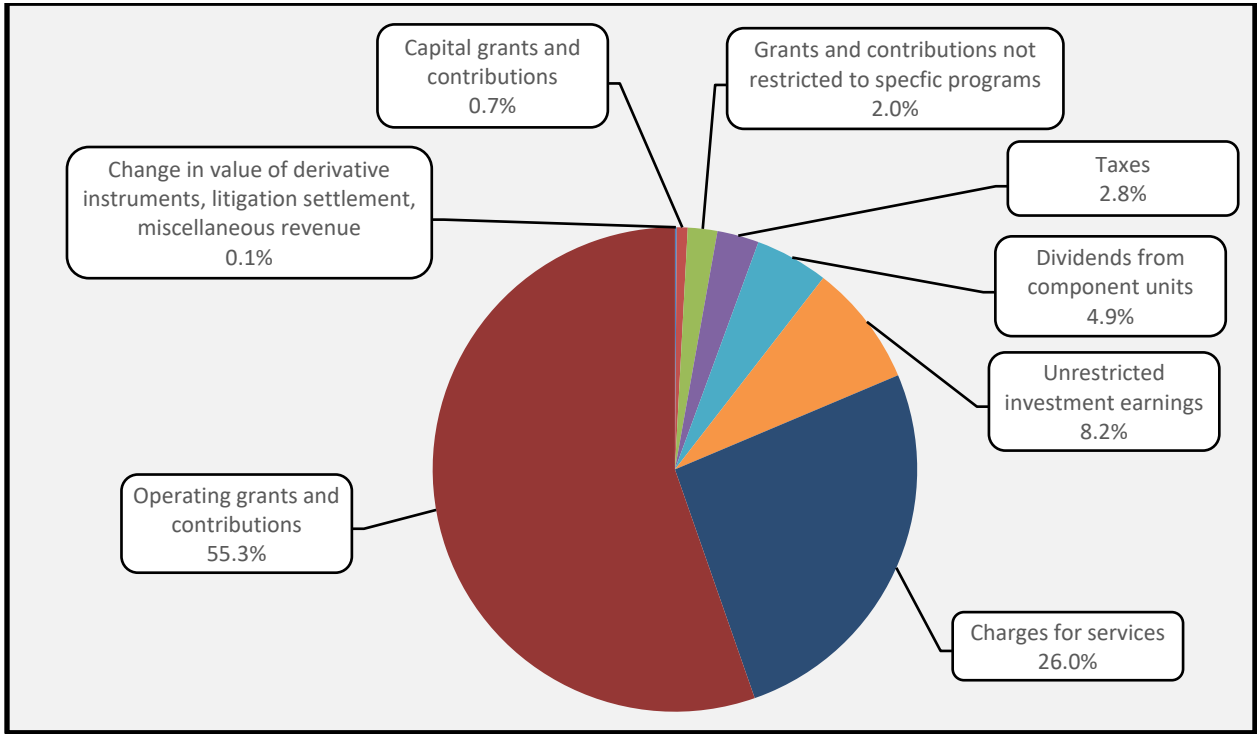
Community services expenses increased \$48.9 million (27.5%). This increase is largely due to the increase of community services expenses within the Fiscal Recovery Fund.

The changes in net position during 2024 and 2023 are as follows (dollars in thousands):

	Cherokee Nation's Changes in Net Position					
	Governmental		Business-Type		Total	
	Activities		Activities			
	2024	2023	2024	2023	2024	2023
Revenues:						
Program revenues:						
Charges for services	\$ 455,047	\$ 469,241	\$ 2,240	\$ 2,023	\$ 457,287	\$ 471,264
Operating grants/contributions	968,209	845,636	-	-	968,209	845,636
Capital grants/contributions	12,616	1,078	-	-	12,616	1,078
General revenues:						
Motor fuel tax	11,111	11,041	-	-	11,111	11,041
Motor vehicle tax	21,034	20,582	-	-	21,034	20,582
Tobacco tax and fees	12,512	13,437	-	-	12,512	13,437
Sales tax	4,077	4,002	-	-	4,077	4,002
Grants and contributions not restricted to specific programs	34,502	19,530	-	-	34,502	19,530
Unrestricted investment earnings	142,614	89,912	-	-	142,614	89,912
Change in value of derivative instruments	(8,112)	11,191	-	-	(8,112)	11,191
Litigation settlement	6,162	71,967	-	-	6,162	71,967
Dividends from component units	85,526	118,155	-	-	85,526	118,155
Miscellaneous	4,113	7,263	-	-	4,113	7,263
Total revenues	<u>1,749,411</u>	<u>1,683,035</u>	<u>2,240</u>	<u>2,023</u>	<u>1,751,651</u>	<u>1,685,058</u>
Expenses:						
Tribal government	124,328	148,431	-	-	124,328	148,431
Health services	607,010	516,110	-	-	607,010	516,110
Education services	132,633	135,457	-	-	132,633	135,457
Human services	93,492	112,557	-	-	93,492	112,557
Community services	226,823	177,969	-	-	226,823	177,969
Interest on long-term debt	(318)	13	-	-	(318)	13
Total governmental expenses	<u>1,183,968</u>	<u>1,090,537</u>	<u>-</u>	<u>-</u>	<u>1,183,968</u>	<u>1,090,537</u>
CN Sanitary Landfill	-	-	1,924	2,359	1,924	2,359
EDTA	-	-	391	582	391	582
Total business-type expenses	<u>-</u>	<u>-</u>	<u>2,315</u>	<u>2,941</u>	<u>2,315</u>	<u>2,941</u>
Increase (decrease) in net position before special item and transfers						
	565,443	592,498	(75)	(918)	565,368	591,580
Special item - dissolution of component unit	2,778	-	-	-	2,778	-
Transfers	(8,012)	(2,048)	8,012	2,048	-	-
Change in net position	560,209	590,450	7,937	1,130	568,146	591,580
Net position--Beginning of year	<u>3,817,063</u>	<u>3,226,613</u>	<u>12,948</u>	<u>11,818</u>	<u>3,830,011</u>	<u>3,238,431</u>
Net position--End of year	<u>\$ 4,377,272</u>	<u>\$ 3,817,063</u>	<u>\$ 20,885</u>	<u>\$ 12,948</u>	<u>\$ 4,398,157</u>	<u>\$ 3,830,011</u>

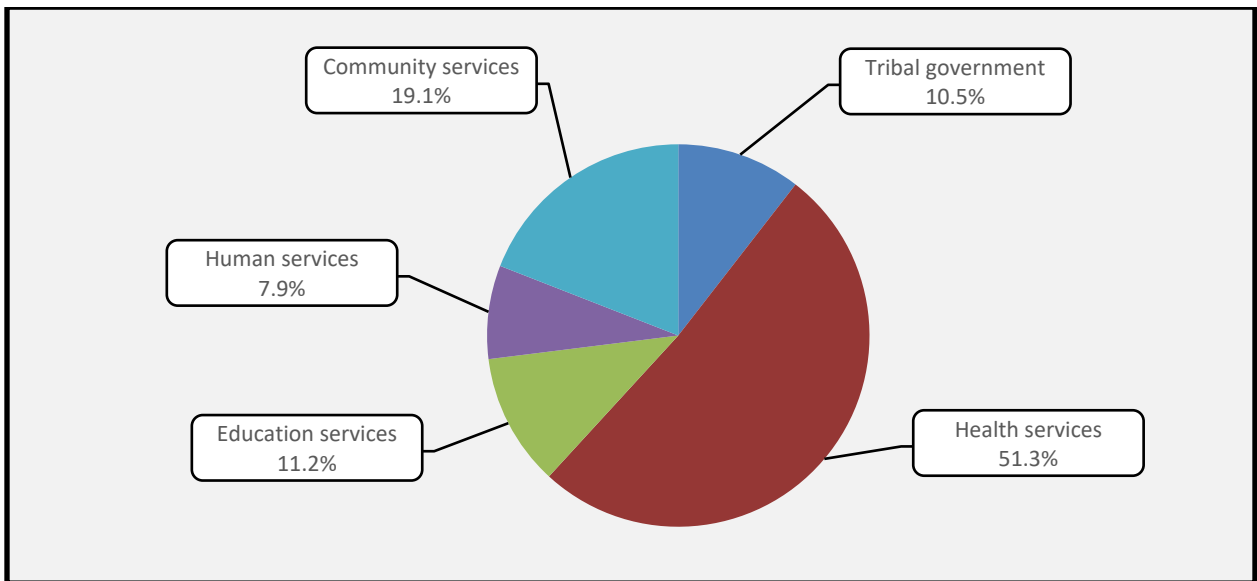
Graph 1 depicts revenues by source for the Governmental Activities of the Nation.

Graph 1 – Revenues by Source - Governmental Activities



Graph 2 depicts expenses by function for the Governmental Activities of the Nation.

Graph 2 - Expenses - Governmental Activities



For more detailed information on the charts presented above, refer to the Statement of Activities on page 25.

Significant Budget Variations

The Nation’s significant General Fund budget variations in 2024 were as follows (dollars in thousands):

	Original Budget	Final Budget	Original vs. Final		Actual	Budget vs. Actual		
			Increase/ (Decrease)	Percentage (Decrease)		Variance Increase/ (Decrease)	Percentage Increase/ (Decrease)	
Revenues:								
Property Rentals	\$ 959	\$ 1,097	\$ 138	14%	\$ 1,098	\$ 1	- %	
Motor fuel tax	10,000	10,000	-	- %	11,111	1,111	11%	
Taxes, licenses and fees	42,176	42,176	-	- %	41,431	(745)	(2%)	
Interest	1,126	1,126	-	- %	18,134	17,008	1510%	
Other charges for services	591	770	179	30%	548	(222)	(29%)	
Litigation settlements	-	-	-	- %	24,177	24,177	100%	
Dividends from								
component units	113,675	113,465	(210)	- %	85,526	(27,939)	(25%)	
Other	3,891	5,767	1,876	48%	5,825	58	1%	
Expenditures:								
Tribal government	245,529	226,103	(19,426)	(8%)	70,095	(156,008)	(69%)	
Health services	50,376	48,925	(1,451)	(3%)	12,960	(35,965)	(74%)	
Education services	48,952	53,826	4,874	10%	43,762	(10,064)	(19%)	
Human services	5,506	6,286	780	14%	4,723	(1,563)	(25%)	
Community services	55,102	55,272	170	- %	34,047	(21,225)	(38%)	
Capital outlay	9,704	10,375	671	7%	5,173	(5,202)	(50%)	

The Nation’s Tribal Council approved a comprehensive annual budget prior to the beginning of the fiscal year. During the year, budget modifications were submitted to Council based upon anticipated changes in levels of actual revenues and expenditures/expenses. Variances between actual and final General Fund budget were as follows:

Interest — The actual revenue earned was more than budgeted due to higher interest rates on funds kept in interest bearing accounts such as General Fund Operations, the Emergency Reserve of the Sovereign Wealth Fund and Motor Fuels Tax (MFT) and Motor Vehicle Tax (MVT).

Dividends from component units — Actual revenue was less than budget due to fewer special dividends received than budgeted.

Tribal government — The actual expenditures were less than budget due to reserves established for cash match grants and contingencies which were not utilized during 2024.

Health services – The actual expenditures were less than budget due to Contract Health Service Dividend and Public Health and Wellness.

Education services — Actual expenditures were less than budget as a result of programs including Economic Development, MFT Education Reserve, Motor Vehicle Tax (MVT) Public School Coop, Tribal Summer Youth, Career Pathways, Tribal Youth Council, and Youth Leadership Program.

Human services — Actual expenditures were less than budget because of programs such as Senior Nutrition Sites, Clothing for Kids, Human Services Emergency Assistance, and One Fire Helping Victims.

Community services — The actual expenditures were less than budget as a result of reserves of Motor Vehicle Taxes allocated for education, roads, and law enforcement programs not utilized in 2024 and timing of projects including roads and bridge construction in the Motor Fuel Tax and Motor Vehicle Tax programs. Programs such as the Wildlife Management, Community Water and Sewer, Water Planning, History Preservation, and Tribal Bridge Program expended funds at an amount less than budgeted.

Capital outlay — Actual capital expenditures were less than budget for Motor Vehicle Tax Highways Construction, Land and Real Property Acquisitions.

Capital Assets and Debt Administration

The Nation’s capital assets, net of depreciation, at the end of fiscal year 2024 were \$921.9 million. The Nation has no public domain (infrastructure) capital assets. The following table presents details of the Nation’s capital assets, net of depreciation (dollars in thousands):

	Governmental Activities	Business-type Activities	Total
Land and improvements	\$ 58,978	\$ 1,198	\$ 60,176
Construction in progress	271,954	1,290	273,244
Buildings and improvements	538,087	-	538,087
Equipment	49,772	635	50,407
Total capital assets	<u>\$ 918,791</u>	<u>\$ 3,123</u>	<u>\$ 921,914</u>

Additional information on the Nation’s capital assets can be found in Note 7 on pages 64 - 66 of this report.

The Nation’s long-term debt at the end of fiscal year 2024 was approximately \$134.3 million, primarily related to the construction project for the new hospital to be located in Tahlequah, Oklahoma. The following is a summary of long-term debt at September 30, 2024 (dollars in thousands):

	Governmental Activities	Business-type Activities	Total
Notes payable	\$ 133,783	\$ 534	\$ 134,317
Total long-term debt	<u>\$ 133,783</u>	<u>\$ 534</u>	<u>\$ 134,317</u>

The Nation, as a tribal government, has the ability to incur debt, similar to a state or local government. The Nation entered into a construction loan for a new hospital in Tahlequah, Oklahoma during fiscal year 2022.

Additional information on the Nation’s long-term debt can be found in Note 8 on pages 67 - 70 of this report.

Economic Factors and Next Year's Budget

The Nation continues to provide vital services to the citizens. The outlook for 2025 revenue is projected to be slightly increased for the General Fund. Budgeted expenditures and transfers for the Nation's General Fund for fiscal year 2025 total \$539.2 million, approximately \$63.4 million more than the final amounts budgeted for fiscal year 2024, due to new General Fund programs such as Gadugi Corps and Wilma P Mankiller and Charlie Soap Act and due to increases in other General Fund budgets such as Public Health and Wellness.

The Nation's federally funded programs are expected to receive stable levels of funding in the fiscal year 2025 federal budget. In late 2019, the Nation opened the newly constructed Cherokee Nation Outpatient Health Center. This Indian Health Service Joint Venture Project was the largest project ever undertaken by the IHS and a Tribe. It is expected that annual federal appropriations for this facility will be approximately \$100 million annually. For fiscal year 2024, the Nation received a full year's funding to operate this facility.

During March 2021, Congress passed the American Rescue Plan Act of 2021 (Public Law 117-2) to speed up the country's recovery from the economic and health effects of the COVID-19 pandemic and the ongoing recession. Funds were issued to the Nation from the Department of the Treasury. These funds were fully encumbered by December 31, 2024, and expected to be fully expended by December 31, 2026.

Oklahoma is expected to continue to have steady economic certainty in gaming, despite the efforts by all tribes to expand their market share. The expansions by other tribes in the Tulsa market provide direct competition for the Nation's Catoosa casino operated by Cherokee Nation Entertainment, LLC (CNE); however, the overall effect has been mitigated to a large degree through strategic growth and marketing strategies. To address the competitive factors, CNB and CNE have begun an aggressive growth and development strategy for its flagship properties including branding the Catoosa facility as a Hard Rock Hotel and Casino. CNE also continues its innovative approach to offering the newest gaming options available and to improving loyalty within its existing customer base including targeted marketing and rewards programs.

Requests for Information

This financial report is designed to provide a general overview of the Nation's finances to its citizens, customers, creditors, and other interested parties. For additional information related to the Nation or its component units, please access the Cherokee Nation website at www.cherokee.org.

Basic Financial Statements

Cherokee National Treasures



Cathy Abercrombie
Loom Weaving



Tʰᵒᵗᵉᵗ ᵗᵗᵛᵗᵗᵗ ᵗᵗᵗᵗ ᵗᵗᵗᵗᵗᵗᵗᵗ
Weaving
OUR FUTURE

Government-Wide Financial Statements



Cherokee National Treasures



Troy Jackson
Clay Pottery & Sculpture



Tʰᵒᵗᵉᵗ ᵗᵗᵛᵖᵗᵗ ᵉᵉᵛ ᵗᵗᵉᵉᵗᵗᵗ

Weaving

OUR FUTURE

CHEROKEE NATION
STATEMENT OF NET POSITION
SEPTEMBER 30, 2024
(Dollars in Thousands)

	Primary Government			Component Units
	Governmental Activities	Business-type Activities	Total	
Assets				
Cash and cash equivalents	\$ 1,074,730	2,805	\$ 1,077,535	\$ 413,314
Investments	2,232,199	-	2,232,199	12,124
Receivables, net	162,069	347	162,416	211,552
Internal balances	1,106	(1,106)	-	-
Due from primary government	-	-	-	15,168
Due from component units	8,084	-	8,084	-
Inventories	9,084	-	9,084	17,907
Notes receivable	-	2,589	2,589	495
Other current assets	54,777	-	54,777	43,100
Restricted cash, cash equivalents and investments	589	7,511	8,100	13,520
Long-term notes receivable, net	1,133	13,968	15,101	8,898
Long-term receivables	37,762	-	37,762	-
Lease receivable	-	-	-	8,560
Other assets	-	-	-	266
Investment in joint ventures/partnerships	-	-	-	66,870
Derivative instrument - rate swap	9,301	-	9,301	-
Equity interests in component units	1,649,753	-	1,649,753	-
Capital assets:				
Lease assets, net	-	-	-	619,193
Subscription assets, net	-	-	-	1,508
Capital assets, nondepreciable	321,752	1,445	323,197	184,734
Capital assets, depreciable, net	597,039	1,678	598,717	664,585
Total assets	<u>6,159,378</u>	<u>29,237</u>	<u>6,188,615</u>	<u>2,281,794</u>
Deferred Outflows of Resources	-	-	-	563,325
Liabilities				
Accounts payable	77,352	-	77,352	312,472
Accrued liabilities	59,694	-	59,694	-
Due to primary government	-	-	-	5,731
Due to component units	17,536	-	17,536	-
Other current liabilities	9,142	36	9,178	-
Unearned revenue	1,461,945	-	1,461,945	1,976
Notes payable and long-term debt				
Due within one year	1,487	68	1,555	1,516
Due in more than one year	132,296	466	132,762	53,886
Lease and subscription liabilities				
Due within one year	-	-	-	8,403
Due in more than one year	-	-	-	646,141
Compensated absences				
Due within one year	16,432	-	16,432	-
Trust liabilities	-	-	-	2,052
Other noncurrent liabilities	-	7,782	7,782	27,479
Total liabilities	<u>1,775,884</u>	<u>8,352</u>	<u>1,784,236</u>	<u>1,059,656</u>
Deferred Inflows of Resources				
Accumulated increase in fair value of hedging derivatives	6,222	-	6,222	-
Recognition of lease receivables	-	-	-	8,382
Total deferred inflows of resources	<u>6,222</u>	<u>-</u>	<u>6,222</u>	<u>8,382</u>
Net Position				
Net investment in capital assets	725,977	3,123	729,100	754,529
Restricted for:				
Education, Health, Roads and Safety (MFT)	86,827	-	86,827	-
Education, Roads and Safety (MVT)	20,539	-	20,539	-
Permanent Funds - expendable	152	-	152	-
Permanent Funds - nonexpendable	425	-	425	-
Construction	-	-	-	1,255
Equity interests in component units	1,649,753	-	1,649,753	-
Program services	1,153,187	-	1,153,187	37,717
Unrestricted	740,412	17,762	758,174	983,580
Total net position	<u>\$ 4,377,272</u>	<u>20,885</u>	<u>\$ 4,398,157</u>	<u>\$ 1,777,081</u>

See notes to basic financial statements

CHEROKEE NATION
STATEMENT OF ACTIVITIES
FOR THE YEAR ENDED SEPTEMBER 30, 2024
(Dollars in Thousands)

Functions/Programs	Program Revenues				Net (Expense) Revenue and Changes in Net Position			
	Expenses	Charges for Services	Operating Grants and Contributions	Capital Grants and Contributions	Primary Government			Component Units
					Governmental Activities	Business-type Activities	Total	
Primary Government:								
Governmental activities:								
Tribal government	\$ 124,328	\$ 4,895	\$ 118,775	\$ 12,616	\$ 11,958	\$ -	\$ 11,958	\$ -
Health services	607,010	379,320	410,924	-	183,234	-	183,234	-
Education services	132,633	-	87,883	-	(44,750)	-	(44,750)	-
Human services	93,492	-	128,394	-	34,902	-	34,902	-
Community services	226,823	1	222,233	-	(4,589)	-	(4,589)	-
Interest on long-term debt, net	(318)	-	-	-	318	-	318	-
Change in equity in component units	-	70,831	-	-	70,831	-	70,831	-
Total governmental activities	<u>1,183,968</u>	<u>455,047</u>	<u>968,209</u>	<u>12,616</u>	<u>251,904</u>	<u>-</u>	<u>251,904</u>	<u>-</u>
Business-type activities:								
CN Sanitary Landfill	1,924	1,228	-	-	-	(696)	(696)	-
EDTA	391	1,012	-	-	-	621	621	-
Total business-type activities	<u>2,315</u>	<u>2,240</u>	<u>-</u>	<u>-</u>	<u>-</u>	<u>(75)</u>	<u>(75)</u>	<u>-</u>
Total primary government	<u>\$ 1,186,283</u>	<u>\$ 457,287</u>	<u>\$ 968,209</u>	<u>\$ 12,616</u>	<u>251,904</u>	<u>(75)</u>	<u>251,829</u>	<u>-</u>
Component Units	<u>\$ 2,192,320</u>	<u>\$ 2,183,537</u>	<u>\$ 94,387</u>	<u>\$ -</u>				<u>85,604</u>
General Revenues:								
Motor fuel tax					11,111	-	11,111	-
Motor vehicle tax					21,034	-	21,034	-
Tobacco tax					12,512	-	12,512	-
Sales tax					4,077	-	4,077	-
Grants and contributions not restricted to specific programs					34,502	-	34,502	-
Unrestricted investment earnings					142,614	-	142,614	25,736
Change in value of derivative instruments					(8,112)	-	(8,112)	-
Dividends from component units					85,526	-	85,526	-
Litigation settlement					6,162	-	6,162	-
Miscellaneous revenue					4,113	-	4,113	-
Special Item:								
Special item - dissolution of component unit					2,778	-	2,778	(7,304)
Transfers					(8,012)	8,012	-	-
Total general revenues and transfers					<u>308,305</u>	<u>8,012</u>	<u>316,317</u>	<u>18,432</u>
Change in net position					560,209	7,937	568,146	104,036
Net position - beginning, as previously reported					3,817,063	12,948	3,830,011	1,666,356
Prior period adjustments (Note 1)					-	-	-	6,689
Net position - beginning, as restated					<u>3,817,063</u>	<u>12,948</u>	<u>3,830,011</u>	<u>1,673,045</u>
Net position - ending					<u>\$ 4,377,272</u>	<u>\$ 20,885</u>	<u>\$ 4,398,157</u>	<u>\$ 1,777,081</u>

See notes to basic financial statements

2024 Annual Comprehensive Financial Report

Fund Financial Statements



Cherokee National Treasures



Noel Timothy Grayson
Traditional Weapons



ᏆᏍᏉᏗ ᏆᏍᏉᏗ ᏆᏍᏉᏗ ᏆᏍᏉᏗ ᏆᏍᏉᏗ
Weaving
OUR FUTURE

CHEROKEE NATION
BALANCE SHEET - GOVERNMENTAL FUNDS
SEPTEMBER 30, 2024
(Dollars in Thousands)

	General	PL 102-477	Self Governance DHHS	Fiscal Recovery Fund	Capital Projects Fund	Nonmajor Governmental Funds	Total Governmental Funds
ASSETS							
Cash and cash equivalents	\$ 303,041	\$ 140,167	\$ 240,449	\$ 139,398	\$ -	\$ 250,467	\$ 1,073,522
Investments	132,759	362,056	1,135,150	437,375	-	164,859	2,232,199
Receivables, net	21,312	43	36,761	-	-	32,362	90,478
Interest receivable	2,866	9,672	40,755	11,731	-	3,863	68,887
Due from other funds	427,049	-	-	-	360,096	23,393	810,538
Due from component units	7,505	-	-	-	-	-	7,505
Inventories	3	-	7,260	-	-	1,504	8,767
Other current assets	371	-	12,792	-	198	1,305	14,666
Restricted cash, cash equivalents and investments	12	-	-	-	-	577	589
Long-term notes receivable	-	-	-	-	-	1,133	1,133
Long-term receivable	37,762	-	-	-	-	-	37,762
Total assets	<u>\$ 932,680</u>	<u>\$ 511,938</u>	<u>\$ 1,473,167</u>	<u>\$ 588,504</u>	<u>\$ 360,294</u>	<u>\$ 479,463</u>	<u>\$ 4,346,046</u>
LIABILITIES							
Accounts payable	\$ 57,273	\$ -	\$ -	\$ 3,385	\$ 16,544	\$ 150	\$ 77,352
Accrued liabilities	14,338	-	16,195	-	-	-	30,533
Due to other funds	72,342	72,002	505,567	75,177	-	96,613	821,701
Due to component units	749	-	-	10,034	-	6,748	17,531
Other liabilities	50	-	8	-	-	-	58
Unearned revenue	5,747	395,361	219,391	499,908	29,504	312,034	1,461,945
Total liabilities	<u>150,499</u>	<u>467,363</u>	<u>741,161</u>	<u>588,504</u>	<u>46,048</u>	<u>415,545</u>	<u>2,409,120</u>
DEFERRED INFLOWS OF RESOURCES							
Unavailable revenue - notes receivables	-	-	-	-	-	1,133	1,133
Unavailable revenue - long-term receivables	37,762	-	-	-	-	-	37,762
Total deferred inflows of resources	<u>37,762</u>	<u>-</u>	<u>-</u>	<u>-</u>	<u>-</u>	<u>1,133</u>	<u>38,895</u>
FUND BALANCES							
Nonspendable	374	-	20,052	-	198	1,057	21,681
Restricted	107,366	44,575	711,954	-	-	62,360	926,255
Committed	137,971	-	-	-	-	-	137,971
Assigned	110,250	-	-	-	314,048	-	424,298
Unassigned	388,458	-	-	-	-	(632)	387,826
Total fund balances	<u>744,419</u>	<u>44,575</u>	<u>732,006</u>	<u>-</u>	<u>314,246</u>	<u>62,785</u>	<u>1,898,031</u>
Total liabilities, deferred inflows of resources and fund balances	<u>\$ 932,680</u>	<u>\$ 511,938</u>	<u>\$ 1,473,167</u>	<u>\$ 588,504</u>	<u>\$ 360,294</u>	<u>\$ 479,463</u>	

Amounts reported for governmental activities in the statement of net position are different because:

Capital assets, net of accumulated depreciation, used in governmental activities are not financial resources and, therefore, are not reported in the funds.	898,232
The equity interests in component units is not an available resource and, therefore, is not reported in the funds.	1,649,753
Assets recorded in government-wide financial statements that are not available to pay for current period expenditures, therefore, are unavailable and not recorded in the funds.	38,895
Derivative instruments: Rate swaps not reported in governmental funds	9,301
Deferred inflows of resources used to accumulate increases in fair value of hedging derivative also not reported in governmental funds	(6,222)
Internal service funds are used by management to charge the costs of certain activities to individual funds. The assets and liabilities of the internal service funds are included in the governmental activities in the statement of net position.	23,065
Liabilities that are not due and payable in the current period and, therefore, not reported in the funds.	(133,783)
Net position of governmental activities	<u>\$ 4,377,272</u>

CHEROKEE NATION

**STATEMENT OF REVENUES, EXPENDITURES AND CHANGES IN FUND BALANCES -
GOVERNMENTAL FUNDS
FOR THE YEAR ENDED SEPTEMBER 30, 2024
(Dollars in Thousands)**

	General	PL 102-477	Self Governance DHHS	Fiscal Recovery Fund	Capital Projects Fund	Nonmajor Governmental Funds	Total Governmental Funds
Revenues:							
Intergovernmental	\$ -	\$ 56,954	\$ 371,639	\$ 263,765	\$ -	\$ 270,439	\$ 962,797
Property rentals	1,098	-	14	-	-	-	1,112
Motor fuel tax	11,111	-	-	-	-	-	11,111
Motor vehicle tax	21,034	-	-	-	-	-	21,034
Taxes, licenses and fees	20,397	-	-	-	-	-	20,397
Interest	18,134	24,898	75,209	37,343	-	18,121	173,705
Other charges for services	548	194	1,175	-	-	-	1,917
Trust fund income	-	-	-	-	-	117	117
Litigation settlement	24,177	-	-	-	-	-	24,177
Dividends from component units	85,526	-	-	-	-	-	85,526
Third party revenues	-	-	373,347	-	-	5,959	379,306
Other	5,825	1,095	725	68	-	6,525	14,238
Total revenues	187,850	83,141	822,109	301,176	-	301,161	1,695,437
Expenditures:							
Current operating:							
Tribal Government	70,095	-	1,000	12,252	1,685	27,513	112,545
Health Services	12,960	-	515,148	146	-	54,890	583,144
Education Services	43,762	10,595	-	34,077	-	42,800	131,234
Human Services	4,723	27,222	-	17,149	-	42,481	91,575
Community Services	34,047	38	11,563	99,259	749	76,981	222,637
Debt service:							
Interest, net	-	-	-	-	(318)	-	(318)
Capital outlay	5,173	833	9,636	101,665	185,053	9,652	312,012
Total expenditures	170,760	38,688	537,347	264,548	187,169	254,317	1,452,829
Excess (deficiency) of revenues over (under) expenditures	17,090	44,453	284,762	36,628	(187,169)	46,844	242,608
Other financing sources (uses):							
Issuance of long-term debt	-	-	-	-	104,500	-	104,500
Insurance recoveries, net	1,185	3	12	664	140	46	2,050
Transfers in	150,627	-	4,778	-	191,269	1,803	348,477
Transfers out	(42,810)	(20,443)	(237,678)	(37,292)	(4,778)	(13,499)	(356,500)
Total other financing sources (uses)	109,002	(20,440)	(232,888)	(36,628)	291,131	(11,650)	98,527
Special Item:							
Special item - dissolution of component unit	4,303	-	-	-	-	-	4,303
Total special item	4,303	-	-	-	-	-	4,303
Net change in fund balances	130,395	24,013	51,874	-	103,962	35,194	345,438
Fund balances, October 1, 2023	614,024	20,562	680,132	-	210,284	27,591	1,552,593
Fund balances, September 30, 2024	\$ 744,419	\$ 44,575	\$ 732,006	\$ -	\$ 314,246	\$ 62,785	\$ 1,898,031

CHEROKEE NATION

RECONCILIATION OF THE STATEMENT OF REVENUES, EXPENDITURES AND CHANGES IN FUND BALANCES OF GOVERNMENTAL FUNDS TO THE STATEMENT OF ACTIVITIES FOR THE YEAR ENDED SEPTEMBER 30, 2024 (Dollars in Thousands)

Net change in fund balances - total governmental funds \$ 345,438

Amounts reported for governmental activities in the statement of activities are different because:

Governmental funds report capital outlays (\$312,012) as expenditures. However, in the statement of activities the cost of those assets is allocated over their estimated useful lives and reported as depreciation expense (\$33,161). This is the amount by which capital outlays exceeded depreciation in the current period. 278,851

Loss on disposal of capital assets (3,291)

Revenues in the statement of activities that do not provide current financial resources are not reported as revenues in the funds. (19,540)

The issuance of long-term debt provides current financial resources to governmental funds, while the repayment of the principal of long-term debt consumes the current financial resources of governmental funds. Neither transaction, however, has any effect on net position. Also, governmental funds report the effect of premiums, discounts, and similar items when debt is first issued, whereas these amounts are deferred and amortized in the statement of activities. This amount is the net effect of these differences in the treatment of long-term debt and related items. (104,500)

The increase in equity in component units, in the statement of activities, does not provide current financial resources and is not reported as revenues in the funds. 70,831

Some expenses are reported in the statement of activities when incurred and presented in the governmental funds when paid. (1,338)

Contributions of capital assets are recorded as revenue in the government-wide financial statements but not recorded at the governmental fund level. 12,616

The internal service funds are used to account for those activities which provide services to other functions within the government. The majority of the costs are allocated to the governmental funds in the government-wide financial statements. This amount is the net effect of the allocations. (10,746)

Change in value of derivative instruments (8,112)

Change in net position of governmental activities \$ 560,209

See notes to basic financial statements

CHEROKEE NATION

**STATEMENT OF REVENUES, EXPENDITURES AND CHANGES IN FUND BALANCE -
BUDGET AND ACTUAL (GAAP BASIS) - GENERAL FUND
FOR THE YEAR ENDED SEPTEMBER 30, 2024
(Dollars in Thousands)**

	<u>Budgeted Amounts</u>			<u>Variance with Final Budget</u>
	<u>Original</u>	<u>Final</u>	<u>Actual</u>	
Revenues:				
Property rentals	\$ 959	\$ 1,097	\$ 1,098	\$ 1
Motor fuel tax	10,000	10,000	11,111	1,111
Taxes, licenses and fees	42,176	42,176	41,431	(745)
Interest	1,126	1,126	18,134	17,008
Other charges for services	591	770	548	(222)
Litigation settlement	-	-	24,177	24,177
Dividends from component units	113,675	113,465	85,526	(27,939)
Other	3,891	5,767	5,825	58
Total revenues	<u>172,418</u>	<u>174,401</u>	<u>187,850</u>	<u>13,449</u>
Expenditures:				
Tribal government	245,529	226,103	70,095	(156,008)
Health services	50,376	48,925	12,960	(35,965)
Education services	48,952	53,826	43,762	(10,064)
Human services	5,506	6,286	4,723	(1,563)
Community services	55,102	55,272	34,047	(21,225)
Capital outlay	9,704	10,375	5,173	(5,202)
Total expenditures	<u>415,169</u>	<u>400,787</u>	<u>170,760</u>	<u>(230,027)</u>
Excess (deficiency) of revenues over (under) expenditures	<u>(242,751)</u>	<u>(226,386)</u>	<u>17,090</u>	<u>243,476</u>
Other financing sources (uses):				
Insurance recoveries	-	-	1,185	1,185
Transfers in	29,152	29,152	150,627	121,475
Transfers out	(19,704)	(43,594)	(42,810)	784
Total other financing sources (uses)	<u>9,448</u>	<u>(14,442)</u>	<u>109,002</u>	<u>123,444</u>
Special item:				
Special item - dissolution of component unit	-	-	4,303	4,303
Net change in fund balance	<u>(233,303)</u>	<u>(240,828)</u>	<u>130,395</u>	<u>371,223</u>
Fund balance, October 1, 2023	614,024	614,024	614,024	-
Fund balance, September 30, 2024	<u>\$380,721</u>	<u>\$373,196</u>	<u>\$ 744,419</u>	<u>\$ 371,223</u>

See notes to basic financial statements

CHEROKEE NATION

STATEMENT OF NET POSITION - PROPRIETARY FUNDS

SEPTEMBER 30, 2024

(Dollars in Thousands)

	Business-type Activities- Enterprise Funds		Governmental Activities- Internal Service Funds
	Nonmajor Enterprise Funds	Total	
ASSETS			
Current assets:			
Cash and cash equivalents	\$ 2,805	\$ 2,805	\$ 1,208
Receivables, net	347	347	2,704
Due from other funds	-	-	50,667
Due from component units	-	-	579
Inventories	-	-	317
Notes receivable, current	2,589	2,589	-
Other current assets	-	-	40,111
Total current assets	<u>5,741</u>	<u>5,741</u>	<u>95,586</u>
Noncurrent assets:			
Restricted cash, cash equivalents and investments	7,511	7,511	-
Long-term notes receivable, net	13,968	13,968	-
Capital assets, net	3,123	3,123	20,559
Total noncurrent assets	<u>24,602</u>	<u>24,602</u>	<u>20,559</u>
Total assets	<u>30,343</u>	<u>30,343</u>	<u>116,145</u>
LIABILITIES			
Current liabilities:			
Accrued liabilities	-	-	29,161
Current portion of long-term debt	68	68	-
Due to other funds	1,106	1,106	38,398
Due to component unit	-	-	5
Compensated absences	-	-	16,432
Other current liabilities	36	36	9,071
Total current liabilities	<u>1,210</u>	<u>1,210</u>	<u>93,067</u>
Noncurrent liabilities:			
Long-term debt	466	466	-
Other liabilities	7,795	7,795	-
Total noncurrent liabilities	<u>8,261</u>	<u>8,261</u>	<u>-</u>
Total liabilities	<u>9,471</u>	<u>9,471</u>	<u>93,067</u>
NET POSITION			
Net investment in capital assets	3,123	3,123	20,559
Unrestricted	17,749	17,749	2,519
Total net position	<u>\$ 20,872</u>	<u>20,872</u>	<u>\$ 23,078</u>
Adjustment to reflect the consolidation of Internal Service Funds activities related to Enterprise Funds		<u>13</u>	
Net position of business-type activities		<u>\$ 20,885</u>	

See notes to basic financial statements

CHEROKEE NATION

**STATEMENT OF REVENUES, EXPENSES AND CHANGES IN FUND NET POSITION -
 PROPRIETARY FUNDS
 FOR THE YEAR ENDED SEPTEMBER 30, 2024
 (Dollars in Thousands)**

	Business-type Activities- Enterprise Funds		Governmental Activities- Internal Service Funds
	Nonmajor Enterprise Funds	Total	
Operating revenues:			
Charges for services and goods	\$ 844	\$ 844	\$ 229,526
Interest income, loans	801	801	-
Other	210	210	386
Total operating revenues	<u>1,855</u>	<u>1,855</u>	<u>229,912</u>
Operating expenses:			
Salaries and wages	556	556	200,406
Other services and charges	1,133	1,133	36,050
Materials and supplies	53	53	2,494
Depreciation	577	577	1,347
Total operating expenses	<u>2,319</u>	<u>2,319</u>	<u>240,297</u>
Operating loss	<u>(464)</u>	<u>(464)</u>	<u>(10,385)</u>
Nonoperating revenues (expenses):			
Interest income	385	385	-
Interest expense	(14)	(14)	-
Loss on sale/disposal of capital assets	-	-	(390)
Net nonoperating revenues (expenses)	<u>371</u>	<u>371</u>	<u>(390)</u>
Loss before transfers	(93)	(93)	(10,775)
Transfers in	<u>8,012</u>	<u>8,012</u>	<u>11</u>
Change in net position	7,919	7,919	(10,764)
Total net position - beginning	<u>12,953</u>		<u>33,842</u>
Total net position - ending	<u>\$ 20,872</u>		<u>\$ 23,078</u>
Adjustment to reflect the consolidation of Internal Service Funds activities related to Enterprise Funds		<u>18</u>	
Change in net position of business-type activities		<u>\$ 7,937</u>	

See notes to basic financial statements

CHEROKEE NATION

**STATEMENT OF CASH FLOWS - PROPRIETARY FUNDS
FOR THE YEAR ENDED SEPTEMBER 30, 2024
(Dollars in Thousands)**

	Business-type Activities- Enterprise Funds		Governmental Activities- Internal Service Funds
	Nonmajor Enterprise Funds	Total	
Cash flows from operating activities:			
Receipts from customers	\$ 855	\$ 855	\$ 236,975
Payments to suppliers	(826)	(826)	(56,195)
Payments to employees	(556)	(556)	(198,147)
Internal activity - payments (to)/from other funds	(2,440)	(2,440)	17,798
Internal activity - payments to component units	-	-	(2,787)
Internal activity - payments from component units	-	-	2,781
Issuance of notes receivable	(7,453)	(7,453)	-
Principal received on notes receivable	4,539	4,539	-
Interest received on notes receivable	801	801	-
Other receipts	210	210	386
Net cash provided by (used for) operating activities	<u>(4,870)</u>	<u>(4,870)</u>	<u>811</u>
Cash flows from noncapital financing activities:			
Transfer from other funds	8,012	8,012	11
Principal paid on notes payable	(70)	(70)	-
Interest paid on notes payable	(6)	(6)	-
Net cash provided by noncapital financing activities	<u>7,936</u>	<u>7,936</u>	<u>11</u>
Cash flows from capital and related financing activities:			
Purchases of capital assets	(2,007)	(2,007)	(729)
Principal paid on direct financing obligation	(464)	(464)	-
Interest paid on direct financing obligations	(8)	(8)	-
Proceeds from sales of capital assets	254	254	-
Net cash (used for) capital and related financing activities	<u>(2,225)</u>	<u>(2,225)</u>	<u>(729)</u>
Cash flows from investing activities:			
Interest received	322	322	-
Net cash provided by investing activities	<u>322</u>	<u>322</u>	<u>-</u>
Net increase in cash and cash equivalents	1,163	1,163	93
Cash and cash equivalents, October 1, 2023	9,153	9,153	1,115
Cash and cash equivalents, September 30, 2024	<u>\$ 10,316</u>	<u>\$ 10,316</u>	<u>\$ 1,208</u>
Cash and Cash Equivalents consist of:			
Unrestricted cash and cash equivalents	\$ 2,805	\$ 2,805	\$ 1,208
Restricted cash, cash equivalents and investments	7,511	7,511	-
Total Cash and Cash Equivalents, September 30, 2024	<u>\$ 10,316</u>	<u>\$ 10,316</u>	<u>\$ 1,208</u>
Reconciliation of operating loss to net cash provided by (used for) operating activities:			
Operating loss	\$ (464)	\$ (464)	\$ (10,385)
Adjustments to reconcile operating loss to net cash provided by (used for) operating activities:			
Depreciation expense	577	577	1,347
Change in assets and liabilities:			
Receivables, net	138	138	6,253
Inventories	-	-	17
Notes receivable	(2,845)	(2,845)	-
Other current assets	-	-	(17,695)
Accounts and other payables	(2,276)	(2,276)	21,274
Net cash provided by (used for) operating activities	<u>\$ (4,870)</u>	<u>\$ (4,870)</u>	<u>\$ 811</u>

See notes to basic financial statements

CHEROKEE NATION

STATEMENT OF FIDUCIARY NET POSITION

FIDUCIARY FUNDS

SEPTEMBER 30, 2024

(Dollars in Thousands)

	<u>Custodial Funds</u>
ASSETS	
Cash and cash equivalents	<u>\$ 156</u>
Total assets	<u>156</u>
LIABILITIES	
Due to obligees	<u>156</u>
Total liabilities	<u>156</u>
NET POSITION	<u><u>\$ -</u></u>

See notes to basic financial statements

CHEROKEE NATION

STATEMENT OF CHANGES IN FIDUCIARY NET POSITION

FIDUCIARY FUNDS

FOR THE YEAR ENDED SEPTEMBER 30, 2024

(Dollars in Thousands)

	<u>Custodial Funds</u>
Additions	
Child Support Receipts	\$ 3,311
Total additons	<u>3,311</u>
Deductions	
Child Support Obligations	<u>3,311</u>
Total deductions	<u>3,311</u>
Net Change in Fiduciary Net Position	-
Net Position, Beginning of Year	<u>-</u>
Net Position - End of Year	<u><u>\$ -</u></u>

See notes to basic financial statements

CHEROKEE NATION

COMBINING STATEMENT OF NET POSITION - COMPONENT UNITS

SEPTEMBER 30, 2024

(Dollars in Thousands)

	Cherokee Nation Businesses, LLC (CNB)	Housing Authority of the Cherokee Nation (HACN)	Cherokee Nation Comprehensive Care Agency (CNCCA)	Cherokee Nation Home Health Services, Inc. (CNHHS)	Cherokee Health Partners LLC (CHP)	Cherokee Nation Foundation (CNF)	Cherokee National Historical Society, Inc. (CNHS)	Total
ASSETS								
Current assets:								
Cash and cash equivalents	\$ 397,098	\$ 10,255	\$ 3,723	\$ 1,298	\$ -	\$ 535	\$ 405	\$ 413,314
Restricted cash	7,431	-	-	-	-	256	-	7,687
Investments	-	4,640	-	-	-	6,572	912	12,124
Receivables, net	208,173	1,717	137	1,507	-	18	-	211,552
Due from primary government	-	15,168	-	-	-	-	-	15,168
Inventories	17,907	-	-	-	-	-	-	17,907
Notes receivable	-	495	-	-	-	-	-	495
Other current assets	40,134	2,913	15	38	-	-	-	43,100
Total current assets	670,743	35,188	3,875	2,843	-	7,381	1,317	721,347
Noncurrent assets:								
Restricted investments	-	1,972	-	-	-	863	-	2,835
Restricted cash - held in escrow	2,998	-	-	-	-	-	-	2,998
Notes receivable	-	8,898	-	-	-	-	-	8,898
Lease receivable	8,560	-	-	-	-	-	-	8,560
Other assets	-	266	-	-	-	-	-	266
Investment in partnerships/joint ventures/equity interest:	65,531	1,339	-	-	-	-	-	66,870
Lease assets, net	618,635	-	-	558	-	-	-	619,193
Subscription assets, net	1,252	-	37	219	-	-	-	1,508
Capital assets, nondepreciable	158,850	25,759	-	125	-	-	-	184,734
Capital assets, depreciable, net	556,700	105,729	1,962	186	-	8	-	664,585
Total noncurrent assets	1,412,526	143,963	1,999	1,088	-	871	-	1,560,447
Total assets	2,083,269	179,151	5,874	3,931	-	8,252	1,317	2,281,794
DEFERRED OUTFLOWS OF RESOURCES								
	563,325	-	-	-	-	-	-	563,325
LIABILITIES								
Current liabilities:								
Accounts payable and accrued liabilities	304,119	5,725	1,905	667	-	56	-	312,472
Due to primary government	5,565	-	144	16	-	6	-	5,731
Unearned revenue	-	1,976	-	-	-	-	-	1,976
Current portion of notes payable	-	1,516	-	-	-	-	-	1,516
Current portion of lease and subscription liabilities	8,141	-	-	262	-	-	-	8,403
Total current liabilities	317,825	9,217	2,049	945	-	62	-	330,098
Noncurrent liabilities:								
Trust liabilities	-	2,052	-	-	-	-	-	2,052
Notes payable	-	53,886	-	-	-	-	-	53,886
Long-term lease and subscription obligations	645,593	-	-	548	-	-	-	646,141
Other long-term obligations	27,479	-	-	-	-	-	-	27,479
Total noncurrent liabilities	673,072	55,938	-	548	-	-	-	729,558
Total liabilities	990,897	65,155	2,049	1,493	-	62	-	1,059,656
DEFERRED INFLOWS OF RESOURCES								
Recognition of lease receivables	8,382	-	-	-	-	-	-	8,382
Total deferred inflows of resources	8,382	-	-	-	-	-	-	8,382
NET POSITION								
Net investment in capital assets	676,158	76,087	1,999	277	-	8	-	754,529
Restricted, expendable for:								
Construction	1,255	-	-	-	-	-	-	1,255
Program services	-	36,571	-	-	-	791	355	37,717
Unrestricted	969,902	1,338	1,826	2,161	-	7,391	962	983,580
Total net position	\$ 1,647,315	\$ 113,996	\$ 3,825	\$ 2,438	\$ -	\$ 8,190	\$ 1,317	\$ 1,777,081

See notes to basic financial statements

CHEROKEE NATION

**COMBINING STATEMENT OF REVENUES, EXPENSES AND CHANGES IN NET POSITION -
COMPONENT UNITS
FOR THE YEAR ENDED SEPTEMBER 30, 2024
(Dollars in Thousands)**

	Cherokee Nation Businesses, LLC (CNB)	Housing Authority of the Cherokee Nation (HACN)	Cherokee Nation Comprehensive Care Agency (CNCCA)	Cherokee Nation Home Health Services, Inc. (CNHHS)	Cherokee Health Partners, LLC (CHP)	Cherokee Nation Foundation (CNF)	Cherokee National Historical Society, Inc. (CNHS)	Total
Operating revenues:								
Charges for services and goods	\$ 2,114,328	\$ 9,262	\$ 19,121	\$ 8,723	\$ 22,095	\$ -	\$ -	\$ 2,173,529
Other	-	2,311	24	310	283	7,048	32	10,008
Total operating revenues	2,114,328	11,573	19,145	9,033	22,378	7,048	32	2,183,537
Operating expenses:								
Cost of sales/operations	1,030,056	46,389	-	-	-	-	-	1,076,445
Salaries and wages	401,754	16,792	5,839	6,246	-	578	-	431,209
Other services and charges	358,264	266	13,774	2,448	20,373	1,139	31	396,295
Depreciation and amortization	125,883	7,080	237	236	528	3	-	133,967
Total operating expenses	1,915,957	70,527	19,850	8,930	20,901	1,720	31	2,037,916
Operating income (loss)	198,371	(58,954)	(705)	103	1,477	5,328	1	145,621
Nonoperating revenues (expenses):								
Grant revenue	-	94,387	-	-	-	-	-	94,387
Interest/investment income	24,189	1,279	13	25	109	-	121	25,736
Interest expense	(45,770)	(2,175)	-	(37)	(43)	-	-	(48,025)
Other, net	(2,553)	349	-	-	223	-	-	(1,981)
Net nonoperating revenues (expenses)	(24,134)	93,840	13	(12)	289	-	121	70,117
Net Income (loss) before dividends, distributions, capital grants and special item	174,237	34,886	(692)	91	1,766	5,328	122	215,738
Dividends to primary government	(80,000)	-	-	-	-	-	-	(80,000)
Capital grants to Cherokee Nation and others	(24,398)	-	-	-	-	-	-	(24,398)
Special item - dissolution of component unit	-	-	-	-	(7,304)	-	-	(7,304)
Change in net position	69,839	34,886	(692)	91	(5,538)	5,328	122	104,036
Net position, beginning of year, as previously reported	1,577,476	72,421	4,517	2,347	5,538	2,862	1,195	1,666,356
Prior period adjustments (Note 1)	-	6,689	-	-	-	-	-	6,689
Net position, beginning of year, as restated	1,577,476	79,110	4,517	2,347	5,538	2,862	1,195	1,673,045
Net position, end of year	\$ 1,647,315	\$ 113,996	\$ 3,825	\$ 2,438	\$ -	\$ 8,190	\$ 1,317	\$ 1,777,081

See notes to basic financial statements

CHEROKEE NATION

**RECAST OF THE COMBINING STATEMENT OF REVENUES, EXPENSES AND CHANGES IN NET POSITION -
COMPONENT UNITS TO THE STATEMENT OF ACTIVITIES
FOR THE YEAR ENDED SEPTEMBER 30, 2024
(Dollars in Thousands)**

	Discretely Presented Component Units	Government-wide - Statement of Activities				
		Expenses	Charges for Services	Operating Grants and Contributions	Capital Grants and Contributions	General Revenues & Other
Operating revenues:						
Charges for services and goods	\$ 2,173,529	\$ -	\$ 2,173,529	\$ -	\$ -	\$ -
Other	10,008	-	10,008	-	-	-
Total operating revenues	<u>2,183,537</u>	<u>-</u>	<u>2,183,537</u>	<u>-</u>	<u>-</u>	<u>-</u>
Operating expenses:						
Cost of sales/operations	1,076,445	1,076,445	-	-	-	-
Salaries and wages	431,209	431,209	-	-	-	-
Other services and charges	396,295	396,295	-	-	-	-
Depreciation and amortization	133,967	133,967	-	-	-	-
Total operating expenses	<u>2,037,916</u>	<u>2,037,916</u>	<u>-</u>	<u>-</u>	<u>-</u>	<u>-</u>
Operating income (loss)	<u>145,621</u>	<u>(2,037,916)</u>	<u>2,183,537</u>	<u>-</u>	<u>-</u>	<u>-</u>
Nonoperating revenues (expenses):						
Grant revenue	94,387	-	-	94,387	-	-
Interest/investment income	25,736	-	-	-	-	25,736
Interest expense	(48,025)	(48,025)	-	-	-	-
Other, net	(1,981)	(1,981)	-	-	-	-
Net nonoperating revenues (expenses)	<u>70,117</u>	<u>(50,006)</u>	<u>-</u>	<u>94,387</u>	<u>-</u>	<u>25,736</u>
Net Income (loss) before dividends and capital grants	215,738	(2,087,922)	2,183,537	94,387	-	25,736
Dividends to primary government	(80,000)	(80,000)	-	-	-	-
Capital grants to Cherokee Nation and others	(24,398)	(24,398)	-	-	-	-
Special item - dissolution of component unit	(7,304)	-	-	-	-	(7,304)
Change in net position	<u>104,036</u>	<u>(2,192,320)</u>	<u>2,183,537</u>	<u>94,387</u>	<u>-</u>	<u>25,736</u>
Net position, beginning of year, as previously reported	1,666,356	-	-	-	-	1,666,356
Prior period adjustments (Note 1)	6,689	-	-	-	-	6,689
Net position, beginning of year, as restated	<u>1,673,045</u>	<u>-</u>	<u>-</u>	<u>-</u>	<u>-</u>	<u>1,673,045</u>
Net position, end of year	<u>\$ 1,777,081</u>	<u>\$ (2,192,320)</u>	<u>\$ 2,183,537</u>	<u>\$ 94,387</u>	<u>\$ -</u>	<u>\$ 1,698,781</u>

See notes to basic financial statements

Notes to Basic Financial Statements

Cherokee National Treasures



Tonia Weavel
Traditional Clothing



Tʰᵒᵗᵉᵗ ᵗˢᵛᵖˢᵃ ᵉᵉᵛ ᵗᵉᵉᵉᵗᵗ
Weaving
OUR FUTURE

1. SUMMARY OF SIGNIFICANT ACCOUNTING POLICIES

General Information and Basis of Presentation

The basic financial statements of the Cherokee Nation (the Nation) have been prepared in conformity with accounting principles generally accepted in the United States of America as applied to government units. The Governmental Accounting Standards Board (GASB) is the accepted standard-setting body for establishing governmental accounting and financial reporting principles.

Reporting Entity

The Nation is a sovereign tribal government with Executive, Legislative, and Judicial Branches. The basic financial statements of the Nation present the reporting entity, which consists of the primary government, organizations for which the primary government is financially accountable, and other organizations for which the nature and significance of their relationship with the primary government are such that exclusion could cause the Nation's basic financial statements to be misleading or incomplete. Accordingly, the accompanying basic financial statements reflect the financial position and the operations of the Nation for all amounts received, disbursed, or in the custody of the Nation or the United States Department of Interior (DOI) and the United States Treasury, as its trustee, as well as all other funds and activities over which the Nation exercises financial accountability. The Nation's basic financial statements do not include the financial position or activities of various federal and state governmental agencies operating within the tribal reservation. The Nation determines its financial reporting entity in accordance with Governmental Accounting Standards Board (GASB) Statement No. 14 *The Financial Reporting Entity*, GASB Statement No. 39, *Determining Whether Certain Organizations Are Component Units* - an amendment of GASB Statement No. 14, GASB Statement No. 61, *The Financial Reporting Entity: Omnibus* - an amendment of GASB Statements No. 14 and No. 34, GASB Statement No. 80, *Blending Requirements for Certain Component Units* - an amendment of GASB Statement No. 14, and GASB Statement No. 90, *Majority Equity Interests* - an amendment of GASB Statements No. 14 and No. 61, as applicable, and, based on that criterion, has included the following entities as component units within the Nation's basic financial statements.

Discretely Presented Component Units

The component units' column in the government-wide financial statements includes the financial data of the Nation's discretely presented component units. These discretely presented component units are reported in a separate column to emphasize that they are legally separate from the primary government. Part of the determination for presenting them as discretely presented component units is that the Principal Chief, upon Legislative approval, has the ability to appoint and remove members of the component units governing boards at will. In addition, the component units do not provide services entirely or almost entirely to the primary government or for the benefit of the primary government. The following component units are included in the reporting entity because the primary government is financially accountable for and is able to impose its will on these organizations.

Cherokee Nation Businesses, LLC (CNB) — CNB, a tribal limited liability company, was created June 16, 2004, to provide “decision support” services and strategic coordination of business activities for the Nation and to act as a holding company for certain Nation business enterprises and investments. The Nation created CNB and is able to exert significant influence over CNB's activities as a result of its relationship to CNB and board member appointments. CNB and the companies it owns are managed through a board of directors appointed by the Principal Chief and confirmed by the Tribal Council of the Cherokee Nation. CNB is included in the Nation's financial report as a discretely presented component unit. As of September 30, 2024, CNB reported the following blended component units:

Cherokee Nation Entertainment, LLC (CNE) — CNE is a tribal limited liability company organized under the laws of the Nation. The Nation conducts all of its gaming and entertainment activities

through CNE and one of its blended component units, Will Rogers Downs, LLC. For reporting purposes, CNE is included as a blended component unit of CNB which is a discretely presented component unit of the Nation. At September 30, 2024, CNE operates ten casinos, a horse racing facility with electronic gaming machines, two retail smoke shop facilities that include electronic gaming machines and other retail facilities including an additional smoke shop, a travel plaza that includes electronic games, a convenience store and a gift shop. CNE's gaming and entertainment operations include food and beverage venues, hotels, live entertainment venues and an 18-hole golf course. CNE is headquartered in Catoosa, Oklahoma.

CNE has blended component units of its own. CNE is the sole member, owning 100% of the component units. The Chief Executive Officer of CNE is the designated manager of the component units. The component units are included as blended component units in CNE's financial statements. Details of the significant blended component units are as follows:

CNE Gaming Holdings, LLC (CNEGH) – CNEGH is a tribal limited liability company that owns and operates its blended component unit Gold Strike Casino Resort LLC (Gold Strike), which was acquired in 2023. The activities of Gold Strike, including its casino and related operations in Tunica, Mississippi, are regulated by the State of Mississippi Gaming Commission (MGC).

Will Rogers Downs, LLC (WRD) — WRD is a tribal limited liability company in Claremore, Oklahoma organized under the laws of the Nation created to own and operate a horse racing and gaming facility and ancillary activities on nontribal lands near Claremore, Oklahoma. WRD is a 236-acre complex, which includes live horse racing, 250 electronic gaming machines, simulcast horse racing, a restaurant, a dance floor, a live entertainment stage and sites for recreational vehicles. The racetrack is one mile long and the training track is half mile long. The complex includes 13 barns with 440 livestock stalls, a covered, open-air grandstand with seating capacity for 2,700 individuals, a 60,000 square foot grandstand building, a 32,000 square foot exposition building and indoor and outdoor arenas.

Will Rogers Downs Disseminating, LLC (WRDD) — WRDD is a tribal limited liability company organized under the laws of the Nation created for the purpose of disseminating simulcast signals associated with horse racing and off-track betting.

Other CNB blended component units by business sector include:

Engineering and Manufacturing Sector

- CND, LLC (CND) is an Oklahoma limited liability company formed in 2004 that provides production, distribution and assembly of electronic component parts and wiring systems primarily for commercial customers. CND is based in Stilwell, Oklahoma.
- Cherokee Nation Industries, LLC (CNI) is a tribal limited liability company that is a value-added reseller providing end-to-end distribution services and warehousing for some of the world's largest businesses in the telecommunications and electronics industry. CNI was established in 1969 to meet the need for business development and to generate revenue, which helps the Nation, and its citizens move toward economic self-sufficiency. CNI is headquartered in Stilwell, Oklahoma.
- Cherokee Nation Red Wing, LLC (CNRW) is a tribal limited liability company that provides program, management and technical support services focused on the development, application, and improvement of technology, processes, and lifecycle systems support.

CNRW was acquired in February 2009 and reorganized as a limited liability company. CNRW operates out of 15,000+ square feet of expandable manufacturing space on seven acres in Pryor, Oklahoma.

- Cherokee Nation Armored Solutions, LLC (CNAS) is a tribal limited liability company that provides technical support services for the maintenance, advancement, application and improvement of technology, processes and systems lifecycle support. CNAS operates out of 20,000+ square feet of expandable machining space on seven acres in Pryor, Oklahoma.
- Aerospace Products S.E., LLC (APSE) was formed in 1987 in Huntsville, Alabama to provide supply chain management and integration services to the aerospace and defense industry. Along with specialized hardware, over-sized fasteners, make-to-print items, and structural assemblies, APSE provides onsite inventory bin management, distribution, full-service kitting, and complete logistical support. CNB acquired the remaining interest of APSE in 2022. Prior to that, CNB had a 75% interest in APSE.
- Cherokee Nation Aerospace & Defense, LLC (CNAD) is a tribal limited liability company based in Stilwell, Oklahoma that has manufactured and integrated electromechanical assemblies primarily for defense-related platforms since its formation in 2008.
- Cherokee Defense Manufacturing, LLC (CDM) is a tribal limited liability company that provides production and assembly services for electronic components, wiring systems, machining, and metal fabrication assemblies, for both commercial and federal customers.

Construction Sector

- Cherokee Nation Construction Services, LLC (CNCS) is a tribal limited liability company formed in 2008 that provides construction-related services, including general contracting, oversight of construction projects and safety training. CNCS has offices in Tulsa, Oklahoma and Dover, Delaware.
- Cherokee Nation Facilities Management, LLC (CNFM) is a tribal limited liability company formed in 2013, headquartered in Tulsa, Oklahoma that provides facilities management services to government agencies and commercial customers, ensuring efficient operations and maintenance.
- Cherokee Nation Mechanical, LLC (CNM) is a tribal limited liability company formed in 2016 to provide construction management and HVAC services primarily to commercial customers. CNM is based in Tulsa, Oklahoma.
- Cherokee CRC, LLC (CCRC) is an Oklahoma limited liability company that provides construction-related activities, including general contracting and construction management. CCRC was formed in 2005 and is based in Tulsa, Oklahoma.
- Cherokee Nation Development Group, LLC (CNDG) is a tribal limited liability company that was formed in 2017 to provide construction management services to government agencies. CNDG is headquartered in Catoosa, Oklahoma.
- Cherokee Nation Environmental Solutions, LLC (CNES) is a tribal limited liability company formed in 2013 that provides environmental services for both commercial and government clients addressing critical environmental needs and compliance. CNES is based in Tulsa, Oklahoma.

- Cherokee Nation Construction Resources, LLC (CNCR) is a tribal limited liability company that constructs facilities for the Nation as well as single-family homes and other infrastructure. CNCR is headquartered in Tulsa, Oklahoma and was formed in 2013.

Mission Solutions Sector

- Cherokee Nation Government Solutions, LLC (CNGS) is a tribal limited liability company that has provided professional/technical services and project support to government and commercial clients since 2011. With over 400 employees, CNGS locates specific candidates for rapid response requests in areas including science, engineering, construction, information technology, research and development, facilities management, program management and mission support. CNGS is headquartered in Tulsa, Oklahoma.
- Cherokee Nation Management & Consulting, LLC (CNMC) is a tribal limited liability company formed in 2013 and headquartered in Tulsa that provides consulting and professional services support to civilian and defense agencies. Specialties include emergency and humanitarian response operations; mission support, facility, and infrastructure engineering; facilities management and planning; construction support; logistics management; asset management; program management; and environmental programs.
- Cherokee Nation Mission Solutions, LLC (CNMS) is a tribal limited liability company that has provided program management, facilities management, mission support and medical services primarily for government clients since its formation in 2013. CNMS delivers management and support for a variety of programs and projects ranging from medical studies, analysis, research, wellness, telemedicine and clinical operations. CNMS promptly provides cost effective staffing of clinical, administrative, technical, and scientific professionals. CNMS is headquartered in Tulsa, Oklahoma.
- Cherokee Nation Federal Consulting, LLC (CNFC) was organized on January 1, 2018, as a tribal limited liability company to provide professional services and program management solutions with expertise in rapid asset management, logistics, engineering, construction, and environment support. CNFC is headquartered in Tulsa, Oklahoma.
- Cherokee Nation Solutions Link, LLC (CNSL) was organized April 16, 2018, as a tribal limited liability company offering management, consulting, and program support for domestic to international customers, specializes in overseas logistics, supply chain management, engineering, construction management, training and records management. CNSL is headquartered in Tulsa, Oklahoma.
- Cherokee Nation 3S, LLC (CN3S) is a tribal limited liability company that has provided innovative staffing solutions for the education industry as well as logistics and distribution services for the aviation industry since 2012. CN3S also supports telecommunications, facilities management, and information technology initiatives. CN3S is headquartered in Tulsa, Oklahoma.
- Cherokee Nation Technology Solutions, LLC (CNTS) is a tribal limited liability company headquartered in Tulsa, Oklahoma that provides professional/technical services with a focus on full life cycle support for military medical health and research programs. CNTS advances the mission of sustaining and protecting the health of the U.S. military through program management, medical research, behavioral health research, healthcare analysis, and health IT services.

- Cherokee Nation Integrated Health, LLC (CNIH) is a tribal limited liability company that provides healthcare consulting, technology, analytics, medical readiness and a full spectrum of mission critical support to government clients. CNIH is headquartered in Tulsa, Oklahoma.
- Cherokee Nation Operational Solutions, LLC (CNOS) is a tribal limited liability company that provides health IT, enterprise information management, healthcare staffing, military medicine management and electronic health record (EHR) consulting. Additionally, it distributes office products and supplies on behalf of Staples. CNOS is based in Pryor, Oklahoma.
- Cherokee Analytics, LLC (CA) is a tribal limited liability company formed in 2020 that provides intelligence, analysis, and related services to the federal government. CA is headquartered in Catoosa, Oklahoma.
- Cherokee Insights, LLC (CI) is a tribal limited liability company formed in 2015 to provide analytical, operational, and training solutions to the federal government. CI is headquartered in Tulsa, Oklahoma.
- Cherokee Services Group, LLC (CSG) is a tribal limited liability company established in 2005 that provides professional staffing and other professional services to the federal government and, to a lesser extent, commercial customers. CSG has received 8(a) certification from the U.S. Small Business Administration. Headquartered in Tulsa, Oklahoma, CSG has a regional office in Fort Collins, Colorado and 22 additional offices nationwide.
- Cherokee Nation Defense Solutions, LLC (CNDS) is a tribal limited liability company created in 2008 that provides specialized services to the intelligence community, including threat assessment analysis, computer systems design, human resource and marketing consulting, and nanobiotechnology research and development. CNDS is headquartered in Tulsa, Oklahoma.
- Cherokee Nation System Solutions, LLC (CNSS) is a tribal limited liability company formed in 2016 that provides professional services, including staffing and innovative IT consulting services in cybersecurity, infrastructure, and data solutions. CNSS is headquartered in Tulsa, Oklahoma.
- Cherokee Strategic Solutions, LLC (CSS) is a tribal limited liability company set up in 2019 to provide full-service IT services, IT security, and other services to government agencies and commercial customers. CSS is headquartered in Catoosa, Oklahoma.
- Preting, LLC (CP) is a tribal limited liability company that specializes in intelligence support services, providing tailored operational support, analysis, and training to detect, disrupt, and counter threats targeting U.S. interests. CP is headquartered in Alexandria, Virginia.
- Cherokee United Services, LLC (CUS) is a tribal limited liability company that offers IT solutions, including cloud application development, data migration, data analytics, AI/ML, IT application and development, and systems engineering. CUS is headquartered in Tulsa, Oklahoma.
- Criterion Systems, LLC (CS), acquired in 2023, a tribal limited liability company, is a cybersecurity and IT services company that provides cybersecurity, IT infrastructure operations, cloud/data center management, and systems engineering for our nation's mission-

critical environments across the federal government. CS is headquartered in Tulsa, Oklahoma.

- Cherokee Federal Solutions, LLC (CFS) is a tribal limited liability company that was formed in 2023 to leverage competitive, full and open opportunities across logistics, technology, and health. CFS is headquartered in Tulsa, Oklahoma.
- Cherokee Accelerated Solutions, LLC (CAS) is a tribal limited liability company that was formed in 2023 to provide research and development, systems integration, and logistics engineering services. CAS is headquartered in Tulsa, Oklahoma.
- Cherokee Nation Strategic Programs, LLC (CNSP) is an Oklahoma limited liability company formed in 2014 to provide research and development, test and evaluation, information technology services, unmanned aircraft services and training and exercise management to government agencies. CNSP is headquartered in Tulsa, Oklahoma.

Cherokee Nation Cultural & Economic Development Division

- Cherokee Nation Cultural & Economic Development, LLC (CNCED) is a tribal limited liability company established in 2022 that helps to preserve and promote the history and culture of the Cherokee people. This is accomplished through the operation of Cherokee Nation museums, tours, and gift shops as well as cultural programs and events. Another facet of this operation is Cherokee Film, which works to increase the presence of Native Americans in every level of the television and film industries while creating opportunities for economic development and jobs in the Nation. CNCED is headquartered in Catoosa, Oklahoma.
- Cherokee Meat Processing, LLC (CNMP) is a USDA and state-certified meat processing facility located in Tahlequah, Oklahoma. The facility operates in a plant under the name of 1839 Cherokee Meat Co.
- Cherokee Nation PPE Manufacturing, LLC (CNPPE) operates in Stilwell and Hulbert, Oklahoma. The manufacturing plants produce 3-ply, disposable face coverings made within the Cherokee Nation reservation. These plants ceased operations during the year ended September 30, 2024.
- Cherokee Springs Golf Club, LLC (CSGC) operates an 18-hole and a nine-hole golf course in Tahlequah, Oklahoma, near the Tahlequah gaming facility.
- Cherokee Nation Blue Ribbon Downs Training, LLC (BRDT) is a tribal limited liability company formed in 2015 to provide management of a horse racing training facility in Sallisaw, Oklahoma.

Other CNB Companies

- Cherokee Nation Property Management, LLC (CNPM) is a tribal limited liability company that conducts real estate acquisitions, development and management for CNB. CNPM was formed in 2010 and is headquartered in Catoosa, Oklahoma.
- Cherokee Nation Investment Management, LLC (CIM) is a limited liability company that invests alongside general partners as a means of identifying and acquiring investments in businesses in new industries for the long-term income growth and diversification of CNB revenue sources. CIM is headquartered in Catoosa, Oklahoma.

- In addition to the previously described activities, CNB also provides shared administrative services, including, but not limited to, executive, accounting, human resources, internal audit, legal services, and business development, to its blended component units.

CNB, CNE, and WRD issue separate stand-alone financial statements.

Housing Authority of the Cherokee Nation of Oklahoma (HACN) — HACN was created under the provisions of the laws of the State of Oklahoma and provides affordable housing and other services to low-income Native Americans within the boundaries of the Nation. The Commissioners of the Housing Authority are nominated by the Principal Chief and confirmed by the Tribal Council of the Cherokee Nation. HACN is included in the Nation’s financial report as a discretely presented component unit. The beginning net position for HACN has been restated by \$6.7 million to recognize the equity transfer of partnerships in a prior year and to reclassify capital expenditures in a prior year. Separately issued financial statements for HACN may be obtained from HACN’s corporate office. HACN has the following component unit:

Cherokee Affordable Housing, Inc. (CAH) — CAH is a non-profit 501(c)(3) corporation organized under the laws of the State of Oklahoma created primarily to serve as the eligible 501(c)(3) entity required to fill the position of general partner in the low-income housing tax credit partnerships and related projects that have been developed by the HACN and a third-party developer. The projects comprise 155 housing units and are managed by outside parties under management agreements as provided by the partnership agreements. CAH’s financial activity is limited only to its role in the tax credit partnerships. The board of directors for CAH consists of the same board members of HACN. The president for CAH is the executive director of HACN. CAH is included as a blended component unit in HACN’s financial statements.

Cherokee Nation Comprehensive Care Agency (CNCCA) — CNCCA, a tribal governmental agency, was created to facilitate various Nation healthcare initiatives including the facilitation of joint ventures and other business related health activities. CNCCA is managed through a board of directors appointed by the Principal Chief and confirmed by the Tribal Council of the Cherokee Nation. CNCCA is included in the Nation’s financial report as a discretely presented component unit. Separately issued financial statements for CNCCA may be obtained from CNCCA’s office. CNCCA currently has one initiative, which is the Program of All-Inclusive Care for the Elderly (PACE).

Program of All-Inclusive Care for the Elderly (PACE) — PACE features a comprehensive medical and social service delivery system using an interdisciplinary team approach in an adult day care center that is supplemented by in-home and referral services in accordance with participants’ needs. The program is administered by CNCCA dba Cherokee Elder Care (CEC) within the reservation. The PACE program is financed primarily by Medicare and Medicaid.

Cherokee Nation Home Health Services, Inc. (CNHHS) — CNHHS, a tribal corporation, was organized for the purpose of engaging in home healthcare services. CNHHS is a discretely presented component unit of the Nation. Board members of CNHHS are appointed by the Principal Chief and confirmed by the Tribal Council of the Cherokee Nation. CNHHS is included in the Nation’s financial report as a discretely presented component unit. CNHHS primarily earns revenues by providing home health, hospice and other services to residents of Adair, Cherokee, Delaware, Mayes, Muskogee, Sequoyah and Wagoner counties, Oklahoma, and the surrounding area. Separately issued financial statements for CNHHS may be obtained from CNHHS’ corporate office.

Cherokee Health Partners, LLC (CHP) — CNCCA and the Tahlequah Hospital Authority (THA), an unrelated entity, entered into an agreement on September 28, 2004, to create CHP which was 51% owned

by CNCCA. CHP provided cardiac and other imaging services to residents of Tahlequah, Oklahoma and the surrounding area and is located in the Northeastern Health System. On May 12, 2014, CNCCA transferred their ownership to the Nation. The Managers selected by the Class Member A, the Nation, were appointed by the Principal Chief and confirmed by the Tribal Council. CHP is included in the Nation's financial report as a discretely presented component unit. All information included in the Nation's financial statements for CHP is as of and for the fiscal period ended June 30, 2024.

Effective June 30, 2024, the Nation sold its equity interest in CHP to THA. Subsequent to this transaction, all assets of CHP were transferred to THA and CHP's operations ceased. As the sale of a majority equity interest is infrequent in occurrence for the Nation and the Nation previously accounted for its interest in CHP as an equity interest in component unit subject to GASB Statement No. 90, *Majority Equity Interests*, the gain on sale of CHP and the disposition of CHP's net position as a discretely presented component unit are both presented as special items in the accompanying financial statements.

Cherokee Nation Foundation (CNF) — CNF, formerly doing business as Cherokee Nation Education Corporation was incorporated in 1998, as a nonprofit corporation under Title 18 of the Cherokee Nation Code Annotated and has been granted tax-exempt status under Section 501(c)(3) of the Internal Revenue Code. CNF is organized exclusively for charitable and educational purposes to encourage and promote educational opportunities to enrolled adult and minor citizens of the Nation, to promote and preserve the Cherokee language, culture and history of the Cherokee people, and to administer scholarships to Cherokee students on behalf of Cherokee Nation, Corporations and private individuals. The board of directors and the Executive Director conduct a search for board members who have experience reflective of the mission of the organization. Once the board has approved a potential candidate to the board of directors, the nomination is submitted to the Principal Chief and then Tribal Council for approval. CNF is included in the Nation's financial report as a discretely presented component unit. All information included in the Nation's financial statements for CNF is as of and for the fiscal period ended December 31, 2023. Separately issued financial statements for CNF may be obtained from CNF's corporate office.

Cherokee National Historical Society, Inc (CNHS) — CNHS is an educational, cultural and charitable membership nonprofit organization originally incorporated under the laws of the State of Oklahoma in 1963 and is recognized as a 501(c)(3) nonprofit organization by the Internal Revenue Service (IRS). The mission of CNHS is to preserve, promote and teach Cherokee history and culture. CNHS operates a museum displaying Native American artifacts and other historical and cultural exhibits, and a historically recreated Cherokee Village. The Tsa-La-Gi complex and the principal offices are located in Park Hill, Oklahoma. CNHS is governed by a Board of Trustees comprised of not less than twelve (12) or more than thirty (30) voting members. The Committee on Board Management is responsible for comprehensive and objective research for potential Board members and will recommend for nomination those candidates when there are openings on the Board. Nominations are subject to the approval of voting members of the Board of Trustees at any regular or special meeting of the governing board. CNHS is included in the Nation's financial report as a discretely presented component unit. All information included in the Nation's financial statements for CNHS is as of and for the fiscal period ended December 31, 2023. Separately issued financial statements for CNHS may be obtained from CNHS' corporate office. Additionally, see Note 18 for additional information.

Beginning in fiscal year 2006, the Nation, CNE and CNHS entered into an operations management Memorandum of Agreement (MOA). This MOA is renewable on an annual basis upon agreement by the CNHS Board and the Nation. This event is discussed more fully in Note 18.

CNF presents their financial statements in accordance with the Financial Accounting Standards Board (FASB) pronouncements.

The financial statements for the discretely presented proprietary component units are presented as part of the accompanying basic financial statements. Selected disclosures for the discretely presented component units have been included in these notes to the basic financial statements.

Blended Component Unit

The Nation has one component unit whose operations are blended with the financial data of the primary government. There is no distinction between the data of the primary government and that of the component unit. The Nation's blended component unit is as follows:

Cherokee Nation Economic Development Trust Authority — The Economic Development Trust Authority (EDTA) is a Community Development Financial Institution, as certified by the U.S. Treasury Department. Cherokee Nation EDTA was created by Tribal Council Legislative Act 36-89 as a mechanism to promote economic development. Its mission is to provide opportunities for income generation through economic development, to provide loans for business creation/expansion, and to provide loans to qualified individuals who have traditionally been denied through conventional lending sources. EDTA is a governmental organization created as a separate body whose Board of Directors is appointed by the Principal Chief and confirmed by the Tribal Council even though EDTA's governing board is not the same as the Tribal Council. The Nation has the ability to appoint, hire, reassign or dismiss the individuals responsible for management of the programs. EDTA almost exclusively benefits the Nation as its largest activity is the operation of an employee loan program for employees of the Nation and its component units. EDTA is presented as a proprietary fund in the accompanying financial statements.

Cherokee Nation law requires that all corporations, majority owned by the Nation, and incorporated under Cherokee Nation law pay a dividend based on net income. The dividend rate was 37% for fiscal year 2024. CNB's minimum dividend requirement is determined at the combined CNB reporting level which has been implemented as the higher of CNB's or any of CNB's Component Units' Net Income. Dividends paid to the Nation and other related party transactions are discussed further in Note 18.

Government-wide Financial Statements

The government-wide financial statements provide operational accountability information for the Nation as an economic unit. The government-wide financial statements report the government's ability to maintain service levels and continue to meet its obligations as they come due. The statements include all governmental activities and all business-type activities of the primary government and its component units. Fiduciary funds are omitted from the government-wide financial statements. The Nation currently has one fiduciary fund, a custodial fund.

Fund Financial Statements

The accounts of the Nation are organized on the basis of funds, each of which is considered to be an independent fiscal and accounting entity. The operations of each fund are accounted for within separate sets of self-balancing accounts, which comprise its assets, liabilities, fund balance/net position, revenues, expenditures/expenses, and transfers. The General Fund is always a major governmental fund. Other individual governmental and enterprise major funds are determined as funds whose revenues, expenditures/expenses, assets and deferred outflows of resources or liabilities and deferred inflows of resources are at least ten percent of the corresponding totals for all funds of that category or type (total governmental or total enterprise funds) and at least five percent of the corresponding total for all governmental and enterprise funds combined or funds designated as major at the discretion of the Nation. Funds not classified as a major are aggregated and presented in a single column in the fund financial statements. The Nation uses the following funds, grouped by fund type.

Governmental Funds

Governmental funds are those through which most governmental functions of the Nation are financed. The acquisition, use and balances of the Nation's expendable financial resources and the related liabilities (except those accounted for in proprietary funds) are accounted for through governmental funds.

General Fund

The General Fund represents the operating activities of the tribal government. All financial resources not accounted for in other funds are reported in the General Fund.

Special Revenue Funds

Special Revenue Funds are used to account for the proceeds of government grants or other specific revenue sources that are restricted or committed to expenditures for specified purposes other than debt service or capital projects of the Nation. The following are the Nation's major Special Revenue Funds:

Public Law 102-477 (PL 102-477) was enacted to facilitate the ability of Indian tribes to integrate the employment, training and related services from federal sources in order to improve the effectiveness of those services and reduce unemployment. Funding for this program comes from the Department of the Interior, the Department of Labor, the Department of Education and the Department of Health and Human Services. The law, as amended in 2017, authorizes Tribal governments to consolidate programs from 12 Federal agencies that concern employment and training into a single plan which is approved by the Secretary of the Interior. These expenditures are generally presented as either education services or human services expenditures in the accompanying financial statements.

Self Governance DHHS (SG DHHS) was established to account for federal funds received under the Nation's Self Governance compact with the United States Department of Health and Human Services (DHHS). These funds are used to administer a number of programs under Indian Health Service (IHS) relating to health and human services including the operation of ten ambulatory health centers, one hospital (Cherokee Nation W.W. Hastings Hospital), and one outpatient healthcare facility located in various communities throughout the Nation's reservation boundaries. These expenditures are generally presented as tribal government, health services, or community services expenditures in the accompanying financial statements.

Fiscal Recovery Fund was established to account for federal funds received from the Department of the Treasury as part of the Coronavirus State and Local Fiscal Recovery Funds established by the American Rescue Plan Act of 2021 (Public Law 117-2) passed and signed into law by the President on March 11, 2021 to speed up the country's recovery from the economic and health effects of the COVID-19 pandemic and the ongoing recession. These expenditures are presented as tribal government, health services, education services, human services or community services expenditures in the accompanying financial statements.

Capital Projects Fund

Capital Projects Fund is used to report resources that are restricted, committed or assigned to expenditures for major capital acquisition and construction separately from ongoing operational activities. The Nation has one major capital projects fund, its Capital Projects Fund.

Debt Service Funds

Debt Service Funds are used to account for and report resources that are restricted, committed or assigned to expenditures for principal and interest. The Nation has no debt service funds.

Permanent Funds

Permanent funds are used to report resources that are restricted to the extent that only earnings, and not principal, may be used for purposes supporting the Nation's programs. The Nation's nonmajor Permanent Funds contain two endowments, both of which allow the expenditure of income for tuition and educational purposes, with the principal being unavailable for disbursement. The trust agreements state the distributions of income shall go to individuals one-quarter or more of Cherokee blood quantum. All fund balances from the endowments are either nonspendable or restricted.

The Sequoyah Endowment was established in fiscal year 1991 by the Louise K. Green-Matthews Grant in Environmental Science in the amount of \$134,000. It was established to foster and encourage Cherokee students of at least one-quarter blood quantum to engage in obtaining a graduate education in Environmental Science or Natural Sciences. The income from the trust is available to provide one to two grants annually. The amount of net appreciation on the investment of the Sequoyah Endowment is \$109,000 which is the available amount reflected in the fund balance.

The Glenn and Faye Gammon Education Trust was established in fiscal year 2001 by a willed contribution of \$291,000 to provide Cherokee higher education scholarships. In accordance with the will, income from the trust is used to provide tuition and related educational, travel and living expenses for Cherokee students with a blood quantum of one-quarter or more. The amount of net appreciation on the investment of the Gammon Education Trust is \$43,000, which is the available amount reflected in the fund balance.

Governmental fund financial statements include a balance sheet and a statement of revenues, expenditures and changes in fund balances for all major governmental funds and nonmajor funds aggregated. A reconciliation is presented to summarize the differences in fund balances of the governmental fund financial statements and the net position of the governmental activities in the government-wide financial statements. These differences are further explained in Note 2 to the basic financial statements.

Proprietary Funds

Proprietary funds are used to account for the Nation's ongoing operations and activities which are similar to those often found in the private sector where the intent is that the costs of providing goods and services be recovered through user charges. The proprietary funds maintained by the Nation are enterprise funds and internal service funds.

The enterprise funds are proprietary funds that are used to report activities for which a fee is charged to external users. The Nation accounts for its CN Sanitary Landfill and Economic Development Trust Authority (EDTA) activities in these funds. The Nation has no major enterprise funds.

Internal service funds are used to report activities, which provide goods or services to other funds, departments, or agencies of the primary government and its component units, or to other governments, on a cost-reimbursement basis. The Nation includes services such as internal leases, fringe pool, and indirect cost pool in these funds. Substantially all of the internal service funds' net position and activities are combined with the governmental activities in the government-wide financial statements. The indirect cost pool had a net position deficit of \$2,019,000 at September 30, 2024. Note disclosures for governmental activities also include related amounts for the internal service funds.

See pages 38 - 46 for descriptions of discretely presented component units.

Enterprise and internal service fund financial statements include a statement of net position, a statement of revenues, expenses and changes in fund net position, and a statement of cash flows. The enterprise fund financial information is presented under the business-type activities columns. A column representing internal service funds is also presented in these statements, with the majority of the internal service funds'

net position and activities combined with the governmental activities in the government-wide financial statements.

Fiduciary Funds

Fiduciary funds are used to account for assets held by the Nation in a fiduciary capacity. The Nation has one fiduciary fund, the Child Support Custodial Fund.

The Child Support Custodial Fund is used to report balances and activities for deposits and remittances entrusted to the Nation via the Office of Child Support Services, as an agent for others. The fund accounts for the collection of court ordered child support or child support amounts due as determined in conformity with the Social Security Act and 45 CFR 309. Amounts collected are distributed and deposited in conformity with tribal law and the standards prescribed in the Social Security Act and 45 CFR 309.

Measurement Focus

The measurement focus determines the accounting and financial reporting treatment applied to a fund. The governmental and business-type activities within the government-wide Statement of Net Position and Statement of Activities and fiduciary funds statements are presented using the economic resources measurement focus. The economic resources measurement focus meets the accounting objectives of determining change in net position, net position, and cash flows.

The fund financial statements use either the current financial resources measurement focus, or the economic resources measurement focus as appropriate. Governmental funds use the current financial resources measurement focus. This measurement focus is based upon the receipt and disbursement of current available financial resources rather than upon net income. The measurement focus of the proprietary fund types, the flow of economic resources, is based upon determination of change in net position, net position and cash flows.

Basis of Accounting

The accrual basis of accounting is used throughout the government-wide financial statements; conversely, the financial statements of the General Fund, Special Revenue Funds, Capital Projects Fund, and Permanent Funds have been prepared in accordance with the modified accrual basis of accounting, whereby revenues are recognized when considered both measurable and available to finance expenditures of the current period. The Nation accrues intergovernmental revenues, property rentals, dividends, and tax revenues based upon this concept. Expenditures are generally recognized when the related fund liabilities are incurred and become payable in the current period. Proceeds of debt are reported as other financing sources, and principal and interest on long-term debt are recorded as expenditures when paid.

The financial statements of the Enterprise Funds, Internal Service Funds, Fiduciary Funds, and the proprietary component units have been prepared in accordance with the accrual basis of accounting. Accordingly, revenues are recorded when earned, and expenses and related liabilities are recorded when incurred.

Accounting Policies

The Nation's significant accounting policies related to the following basic financial statement categories are summarized below:

Cash and Cash Equivalents

The Nation considers all highly liquid investments in debt securities with maturities of ninety (90) days or less when purchased to be cash equivalents. A "pooled cash" concept is used in maintaining certain cash accounts in the accounting records. Under this method, cash is pooled and each fund participating

in the pool has equity in the pooled amount. Pooled cash accounts consist principally of interest-bearing and non-interest-bearing demand deposit accounts.

Restricted Cash, Cash Equivalents and Investments

Amounts represent certain bank account and investment balances restricted for specific purposes as described in Note 3.

Investments

The Nation reports its investments at fair value, in accordance with GASB Statement No. 72. Fair value is the price that would be received to sell an asset or paid to transfer a liability in an orderly transaction between market participants at the measurement date.

The Nation has elected to report at amortized cost all U.S. Treasury and agency obligations with a remaining maturity at the time of purchase of one year or less.

Receivables

Amounts represent revenue recognized but not yet received in the current period. Receivables are presented in the Statement of Net Position/Balance Sheet at net realizable value.

Inventories

Inventories of governmental funds are recorded at cost as expenditures when purchased rather than when consumed except as noted below:

The Nation, through its participation with the Indian Health Service National Supply Service Center (NSSC), maintains an inventory of pharmaceutical drugs received from the DHHS. The value of the pharmaceuticals and supplies are reflected as an asset in the Nation's financial statements.

The Nation maintains an inventory of food for disbursement by Cherokee Nation's Food Distribution program, one of the nonmajor governmental funds. Food acquisitions are initially recorded as inventory and as unearned revenue and are charged to expenditures as used, using the First In, First Out (FIFO) method. Food inventories are valued at the cost assigned to such food items by the granting agency.

CNB's inventories are stated at the lower of cost or market and consist primarily of raw materials and manufactured products, food and beverage items, gaming supplies, hotel supplies, smoke shop, convenience store, golf pro shop, and gift shop inventory. Costs of raw materials and manufactured products are determined using the specific identification method. Inventories are evaluated periodically, and reserves are established as needed to provide for reduced values attributed to slow moving and/or obsolete inventories. Costs of other inventories are determined by an average cost method. The average cost method used is not considered to be significantly different from the FIFO method.

As a result of the operation of the Title VI Loan program, the HACN had authorized to be built or acquired a number of homes in various locations in anticipation of the expected demand for the homes as well as homes for specific homebuyers in accordance with an agreement with them. As of September 30, 2024, these homes and related infrastructure are awaiting transfer of title to the HACN. Until the official transfer is made, the net book value of the homes, in the amount of \$972,000 is classified by the Nation as capital assets, depreciable, net in the government-wide statement of net position.

Other Current Assets

Amounts represent prepayments for supplies, pharmaceuticals and other expenditures and other items.

Derivative Instruments

Derivative instruments are complex financial arrangements used to manage specific risks or to make investments and are measured at fair value in the government-wide statement of net position. During fiscal year 2022, the Nation entered into a new interest rate swap agreement (derivative instrument) with a financial institution. See Note 11 for additional information concerning this interest rate swap agreement.

Equity Interests in Component Units

The Nation records its equity interests in component units that exist to enhance the government’s ability to provide governmental services in accordance with GASB Statement No. 61, as amended by GASB Statement No. 90. As of September 30, 2024, the Nation held an equity interest in its component units of CNB and CNHHS totaling \$1,649,753,000 which reflected an increase from the prior year of \$67,448,000. Since the equity interest held by the Nation in these component units is not attributable to specific programmatic activities, decreases each year are presented as indirect expenses and increases are presented as charges for services, separately, from other programs of the Nation in the government-wide statement of activities. Detailed financial statements for the entities can be found on pages 35 - 37.

Capital Assets

The Nation’s accounting policies regarding capital assets such as land improvements, buildings, vehicles and equipment are that these assets, with an initial cost of \$5,000 or more, are to be capitalized and depreciated over their estimated useful lives. Purchased or constructed capital assets are valued at historical cost or estimated historical cost. Donated capital assets, donated works of art and similar items are recorded at acquisition value. Title to certain property and buildings utilized by the Nation, such as Sequoyah High School, the Child Care Development Center, and other land is held by the federal government. Therefore, such assets are not reflected as capital assets in the accompanying financial statements. The Nation has chosen the straight-line depreciation method for its capital assets based on the estimated useful lives of the capital assets as follows:

<u>Class of Asset</u>	<u>Estimated Useful Life</u>
Buildings and improvements	20-50 years
Equipment	3-20 years
Land Improvements	30 years

The Cherokee Nation has the ability to request that land owned by the Nation and its component units be placed into trust status with the United States. If land is accepted into trust status, the Nation and its component units have the ability to continue using the property. When land is placed into trust status, the title to the property is transferred to the Federal Government. Under GAAP, this land is removed from the books of the Nation or its component units since the Nation no longer has title to the land. At September 30, 2024, there were various parcels of land owned by the Nation and its component units that the Nation has requested to be placed into trust status. The cost basis of this land will be written off by the Nation when, and if, the property is accepted into trust status.

Lease Assets

Lease assets are initially recorded at the initial measurement of the lease liability, plus lease payments made at or before the commencement of the lease term, less any lease incentives received from the lessor at or before the commencement of the lease, plus initial direct costs that are ancillary to place the asset into service. Lease assets are amortized on a straight-line basis over the shorter of the lease term or the useful life of the underlying asset.

Subscription Assets

Subscription assets are initially recorded at the initial measurement of the subscription liability, plus payments made to the subscription vendor before the commencement of the subscription term, plus capitalizable implementation costs, less any incentives received from the subscription vendor at or before the commencement of the subscription term. Subscription assets are amortized on a straight-line basis over the subscription term.

Capital, Lease and Subscription Asset Impairment

GASB Statement No. 42, *Accounting and Financial Reporting for Impairment of Capital Assets and for Insurance Recoveries*, provides for a two-step process of identifying potential impairments and testing for impairment. Asset impairment, as defined by GASB Statement No. 42, is a significant, unexpected decline in the service utility of a capital asset. The service utility of a capital asset is the usable capacity that at acquisition was expected to be used to provide service, as distinguished from the level of utilization, which is the portion of the usable capacity currently being used. The events or changes in circumstances that lead to impairments are not considered normal and ordinary. At the time the capital asset was acquired, the event or change in circumstances would not have been expected to occur during the useful life of the capital asset.

The Cherokee Nation and its component units evaluate capital, lease and subscription assets for impairment whenever events or circumstances indicate a significant, unexpected decline in the service utility of a capital, lease or subscription asset that has occurred. If a capital, lease or subscription asset is tested for impairment and the magnitude of the decline in service utility is significant and unexpected, the capital, lease or subscription asset historical cost and related accumulated depreciation or amortization will be decreased proportionately such that the net decrease equals the impairment loss. There were no capital, lease or subscription asset impairments recognized during the year ended September 30, 2024.

Intangible Assets

GASB Statement No. 51, *Accounting and Financial Reporting for Intangible Assets*, establishes accounting and financial reporting requirements for intangible assets, including recognition, initial measurement and amortization. CNE applied the provisions of GASB Statement No. 51 to the Hard Rock licensing agreement it entered into during fiscal year 2009, which resulted in the recognition of an intangible asset, which is reflected as a component of capital assets, depreciable, net in the accompanying financial statements. See Note 19 for additional information concerning the Hard Rock licensing agreement. Intangible assets are stated at amortized cost. Amortization is computed using the straight-line method over the contractual life of the asset.

Deferred Outflows/Inflows of Resources

In addition to assets, the statement of net position will sometimes report a separate section for deferred outflows of resources. This separate financial statement element, deferred outflows of resources, represents a consumption of net assets that applies to future reporting period(s) and so will not be recognized as an outflow of resources (expense/expenditure) until that period. The Nation had no items that qualified for reporting in this category at September 30, 2024.

There are also items of goodwill reported as deferred outflows of resources in the Combining Statement of Net Position – Component Units attributed to business acquisitions. These items will be amortized over the estimated period in which goodwill is expected to provide a benefit. At September 30, 2024, the estimated remaining life of these items range from ten to twenty-five years.

Fund Financial Statements

In the fund financial statements, capital assets used in governmental fund operations are accounted for as capital outlay expenditures of the governmental fund upon acquisition. Capital assets used in proprietary fund operations are accounted for in the same manner as in the government-wide statements.

Unearned Revenues

The Nation is the recipient of grants from several different federal and state agencies. In some instances, the grants are advance funded before eligibility requirements are met (excluding time requirements). The Nation records these grants as unearned revenue until the funds are expended in accordance with the grant terms.

Landfill Closure and Postclosure Care Costs

The Nation, based on the cumulative amount of used capacity, accrues the currently estimated liability for closure and postclosure care costs for the Nation's landfill. Such estimated costs include expected equipment and facility costs, costs of the final cover and postclosure care. The liability recorded by the Nation at September 30, 2024, is based on what it would cost to perform all closure and postclosure care in 2024.

Taxes

The Nation is exempt from federal and state income taxes; consequently, no provision for income taxes is included in the accompanying financial statements for any fund.

CNE, a blended component unit of CNB, pays a gaming tax based on certain gross revenues pursuant to provisions of the National Indian Gaming Regulatory Act. Amounts owed under the gaming tax are paid to the National Indian Gaming Commission (NIGC) on a quarterly basis and have been reflected within operating expenses in the Combining Statement of Revenues, Expenses and Changes in Net Position – Component Units. Total payments for fiscal year 2024 were approximately \$453,000.

Compensated Absences

Vacation leave for the primary government is granted to all permanent full-time and eligible part-time employees. The annual amount of vacation time accrued varies, depending upon years of service, from 13 to 26 days for permanent full-time employees and from 6.5 to 13 days for permanent part-time employees. The maximum amount of vacation that may be accumulated and carried over to the following year is 30 days. Accumulated vacation leave vests, and the Nation is obligated to make payment, even if the employee terminates. Compensated absence liabilities are computed using the regular pay rates in effect at the Statement of Net Position date plus an additional amount for compensation-related payments such as Social Security and Medicare taxes compiled using rates in effect at that date.

On the governmental funds statements, compensated absences are only accrued if the obligation has matured, in other words, the obligation becomes due and payable because of employee resignation, employer buy-back or employee retirement. Upon request from the employee and approval by the supervisor and Human Resources, the Cherokee Nation annually buys back designated amounts of accrued annual leave from Regular/Full Time and Regular/Part Time employees, subject to restrictions based on funding agency guidelines as well as fund availability. In fiscal year 2024, the Cherokee Nation bought back \$3,425,000 of accrued annual leave.

Net Position Classifications

Government-wide Statements — Equity is classified as net position and displayed in three components:

Net investment in capital assets consists of capital and lease assets, net of accumulated amortization and depreciation and reduced by the outstanding balances of any notes or other borrowings attributable to the acquisition, construction, or improvement of those assets.

Restricted net position consists of net position with constraints placed on the use either by external groups, such as grantors, creditors and external board of directors, or laws and regulations of other governments, or law through Tribal constitutional provisions or enabling legislation. The Nation classifies the equity interests in component units within this category as the operations of these entities are governed by separate, external boards of directors. It is the Nation's policy to use restricted net position prior to the use of unrestricted net position when both restricted and unrestricted net position are available for an expense which has been incurred.

Unrestricted net position consists of all other assets, deferred outflows of resources, liabilities, and deferred inflows of resources that do not meet the definition of "restricted" or "net investment in capital assets."

Fund Financial Statements — Governmental fund equity is classified as fund balance. Fund balances for governmental funds are reported in classifications that comprise a hierarchy based primarily upon the extent to which the Nation is bound to honor constraints on the specific purposes for which amounts in those funds can be spent. The categories and their purposes are:

Nonspendable includes fund balance amounts that cannot be spent either because they are not in spendable form or because of legal or contractual constraints, including inventories, prepaid assets and the corpus of permanent funds.

Restricted includes fund balance amounts that are constrained for specific purposes which are externally imposed by providers, such as grantors, donors, or creditors, or amounts constrained due to constitutional provisions or enabling legislation.

Committed includes fund balance amounts that are constrained for specific purposes that are internally imposed by the government through formal legislative action of the Tribal Council and do not lapse at year end. A committed fund balance constraint can only be established, modified or rescinded by passage of a Legislative Act (Law) by the Tribal Council.

Assigned includes fund balance amounts that are constrained by the Nation's intent to be used for specific purposes, that are neither restricted nor committed. The assignment of fund balance is authorized by a directive from the Nation's Treasurer or approval of Tribal Council Resolution.

Unassigned includes fund balance amounts within the General Fund which have not been classified within the above-mentioned categories. The General Fund is the only fund that reports a positive unassigned fund balance amount.

It is the Nation's policy to use restricted amounts first when both restricted and unrestricted fund balance is available unless prohibited by legal or contractual provisions. Additionally, the Nation uses committed, assigned, and lastly unassigned amounts of fund balance (in that order) when expenditures are made.

Revenue Recognition

The Nation considers revenue to be susceptible to accrual in the governmental funds as it becomes measurable and available, as defined under the modified accrual basis of accounting. The Nation generally defines the availability period for revenue recognition as received within the reporting period or within ninety (90) days after year end. The Nation's major revenue sources that meet this availability criterion are tax revenues and required dividends paid by component units.

Program Revenues

There are three classifications of programmatic revenues for the Nation: program specific grant and contributions revenue (operating and capital) and charges for services. Grant revenues are revenues from federal, state, and private grants. These revenues are recognized when all applicable eligibility requirements are met and are reported as intergovernmental revenues. The primary source of charges for services is earned income in connection with the operation of the Nation's W.W. Hastings Hospital, outpatient healthcare facility, healthcare centers and other health-related services, which are funded by the Department of Health and Human Services (DHHS) Self Governance Compact. Under the provisions of the Self Governance Agreement with DHHS, the Nation is required to expend this program income for purposes similar to those funded by the basic DHHS Self Governance Compact. There are no specific requirements designating when or in what order program and other self governance funds should be spent. Program income earned from clinical and other health-related services in the form of third party billed revenue for SG DHHS during the year ended September 30, 2024, was \$373,347,000.

Grants and contributions not restricted to specific programs

In the government-wide Statement of Activities, the Nation's Self Governance DOI compact is reported as General Revenues because under this compact the Nation has discretion in the application of these funds to various programs/functions administered under the general provisions of the compact.

Operating and Nonoperating Revenues and Expenses

In the Proprietary Funds and component units, operating revenues are those revenues produced as a result of providing services and producing and delivering goods, including all interest income on loan transactions and other events. Nonoperating revenues are funds primarily provided by investing activities, such as financial institution interest income, gains on disposal of assets, and insurance recoveries on property loss. Operating expenses are those expenses related to the production of revenue. Nonoperating expenses are those expenses not directly related to the production of revenue and include items such as interest expense and losses on disposal of assets.

Interest Income

Interest income is recorded as earned in the fund holding the interest-bearing asset.

Interest Income - Self Governance Compacts

The Nation receives certain amounts of advance funding as a self governance compact tribe in three large self governance compacts with the DOI, DOT TTSGP, and DHHS. These funds are invested in interest earning assets until the funds are expended under the terms of the self governance compacts. The Nation need not refund the interest earnings under these compacts and is not directly accountable to the DOI, DOT TTSGP, or the DHHS for the expenditure of these interest earnings. The discretionary interest is recorded in the Self Governance funds but is allocated to other programmatic expenditures through the budgeting process.

Interest Income - Grants

The Nation receives certain amounts of advance funding in connection with four large grants: (1) Native American Housing and Self Determination Act (NAHASDA), funded by the Department of Housing and Urban Development (HUD), (2) the Sequoyah High School Grant, which is funded by the DOI and the

Department of Education, (3) PL 102-477 which is funded by the Department of Labor (DOL) and the DHHS through the DOI, and (4) Fiscal Recovery Fund, funded through the Department of the Treasury. The applicable legislation and regulations for each grant authorize the earning of interest on advance payments; the use of which is governed by the same.

Internal Activities

The Nation's policy for eliminating internal activities in the government-wide Statement of Activities is the look-back approach. This method prescribes that the internal service funds operate on a breakeven basis. The net profit or loss on an internal service fund is to be allocated to the government's programs/departments that benefit from the goods or services provided based on their proportionate benefit.

Indirect Costs

The government-wide Statement of Activities does not use a separate column to identify allocated indirect costs since the allocation is automatically calculated. Indirect costs are included in the program operating expenses reported for individual functions and activities in the fund statements.

The Nation's indirect cost plan utilizes a fixed rate with carryforward. To the extent that actual indirect cost expenses differ materially from indirect cost recoveries, the difference is recorded as a liability (over recovered) or an asset (under recovered) and reversed in the period in which the difference is used to adjust the indirect cost rate.

Budgets and Budgetary Accounting Policies

Title 62, §31-32 provides the legal level of budgetary control for the Cherokee Nation. The Executive and Finance Committee of the Council, upon direction of the Treasurer and with advisement from the Controller, shall formulate an annual appropriations bill. The bill shall contain the legal budgeted annual revenue and expenditures/expenses for the general fund and enterprise funds for the executive, legislative, and judicial branches of government. The functional level (e.g. health services) is used for reporting the legal level of budgetary control. The sources of revenue may be based upon estimates. The budgeted expenditures/expenses for these funds shall not exceed total estimated revenues and beginning fund balance and net position. The Executive and Finance Committee of the Council, upon direction of the Treasurer and with advisement from the Controller, shall be responsible for proposing amendments to the annual appropriations law based upon material changes in real or estimated revenues and expenditures/expenses that affect the total amounts budgeted. Management budgets are developed at the accounting unit level. Any amendments to the annual appropriations bill shall be presented to the full Tribal Council for consideration and passage. Any funds received by the Cherokee Nation, the use of which is determined by the granting or contracting agency (special revenue funds) shall be used only for those purposes and under those conditions for which the funds are made available and such funds are not subject to legal appropriation by the Tribal Council.

The basic financial statements contain a budget and actual comparative statement for the General Fund, a legally budgeted fund. A budgetary statement for Enterprise Funds, which are also legally budgeted, is included in the budgetary information section of Other Supplementary Information.

Budgets for the Nation are prepared on the same basis of accounting as the financial statements; therefore, no reconciliation is necessary.

Management Estimates

The preparation of financial statements in conformity with GAAP requires management to make estimates and assumptions that affect the reported amounts of assets, deferred outflows of resources, liabilities, deferred inflows of resources, and disclosure of contingent assets and liabilities at the date of the financial

statements and the reported amounts of revenues, expenditures, and expenses during the reported period. Actual results could differ from those estimates.

2. RECONCILIATION OF GOVERNMENT-WIDE AND FUND FINANCIAL STATEMENTS

Below is an explanation of certain differences between the governmental funds balance sheet and the government-wide Statement of Net Position:

The governmental funds balance sheet includes a reconciliation of total fund balances of the governmental funds to the total net position of the governmental activities in the Statement of Net Position. One element of that reconciliation explains that “capital assets, net of accumulated depreciation, used in governmental activities are not financial resources and therefore are not reported in the funds.” The details of this \$898,232,000 of capital assets used in governmental activities are as shown below (dollars in thousands):

Capital assets, net	\$ 918,791
Less: Internal service fund capital assets	<u>(20,559)</u>
Capital assets used in governmental activities	<u>\$ 898,232</u>

Another element of the reconciliation is the amount of \$38,895,000, which states, “Assets recorded in government-wide financial statements that are not available to pay for current period expenditures, therefore, are unavailable and not recorded in the funds.” The details of this difference are shown below (dollars in thousands):

Notes receivable, net - Self Help Housing	\$ 1,133
Long-term receivables - Litigation settlements	35,562
Long-term receivables – Sale and dissolution of component unit	<u>2,200</u>
Net adjustment to increase fund balance - total governmental funds to arrive at net position - governmental activities	<u>\$ 38,895</u>

Additionally, an element of that reconciliation explains “Liabilities that are not due and payable in the current period and, therefore, not reported in the funds.” The details of this \$133,783,000 difference are as follows (dollars in thousands):

Long-term debt	<u>\$ (133,783)</u>
----------------	---------------------

3. DEPOSITS AND INVESTMENTS

Deposits

During 2021, the Nation enacted Legislative Act (LA) 32-21, known as the “Cherokee Nation Public Funds Deposit and Investment Act of 2021,” amending LA 14-15 and LA 13-85 relating to the deposit and investment of funds. The purpose of this legislative act is to repeal and replace Chapter 3 of Title 62 of the Cherokee Nation Code Annotated. It defined financial institutions and financial instruments. A financial institution means a bank, credit union, savings and loan association, investment trust or other organization held out to the public as a place of deposit of funds or medium of savings or collective investment. For purposes of this statute, a Financial Institution may only include Federal Deposit Insurance Corporation ("FDIC") insured banks, National Credit Union Association ("NCUA") insured credit unions, or other Financial Institutions whose activities are regulated by federal law, including but not limited to the U.S. Securities and Exchange Commission. A financial instrument means any document with monetary value. Examples include cash, cash equivalents, and securities such as bonds and stocks,

which have value and may be traded in exchange for money. As defined in this act by investment term, allowable financial instruments include Demand Deposits, Certificates of Deposit, Certificates of Deposit Account Registry (CDARS), Insured Cash Sweeps (ICS), Savings Accounts, repurchase/reverse repurchase agreements, U.S. Treasuries and U.S. government securities and those issued by its agencies and instrumentalities, and Institutional Money Market Funds.

In December 2017, the Nation enacted LA 35-17 establishing the Cherokee Nation Sovereign Wealth Fund (CNSWF). The two largest funds within the CNSWF are the Education Reserve and the Emergency Reserve. Intended to provide financial security in the event of unforeseen future issues, these reserve funds will be invested for growth purposes under the direction of the Treasurer.

Custodial credit risk is the risk that in the event of a bank failure, the Nation's deposits may not be returned. No funds under the control of the Nation shall be invested with any financial institution unless the financial institution is insured by the FDIC, NCUA and/or the financial institution's activities are controlled or regulated by federal law and/or federal regulations or regulators, including but not limited to the U.S. Securities and Exchange Commission. No funds in excess of current FDIC or NCUA insurance maximums shall be invested in a single financial institution unless said funds are collateralized either by and/or invested directly into obligations and/or bonds which contain an investment grade rating from a nationally recognized rating firm, such as Standard and Poor's, Moody's or Fitch, or local, state, U.S. Government securities, and those issued by its agencies and instrumentalities, and Nation securities. Collateralized funds shall be secured and pledged to the Nation via joint custody receipts for the full amount of said funds.

Deposits of the primary government are generally insured or covered by pledged collateral. At September 30, 2024, all deposits were insured or collateralized and held by various safekeeping agents in the Nation's name. Component units' deposits of \$12,323,000 at September 30, 2024, were uninsured and uncollateralized.

Investments

Interest rate risk is the risk that changes in market interest rates will adversely affect the fair value of an investment. The Nation has no formal policy relating to a specific investment-related risk; however, the Nation manages interest rate risk by maintaining a balance of highly liquid investments and a "ladder" approach to long-term investments. Funds are invested in blocks, normally of \$1,000,000 or greater, with maturities ranging from one to fifteen years. Any investment with a maturity date of over five years requires consent of the Executive and Finance Committee of the Council, with the exception of investments held by the U.S. Department of Interior's Bureau of Trust Fund Administration (BTFA). Those investments are made based on the general investment strategy and guidance provided by the Nation.

CNB's investment policy restricts investment maturities to a period of five years or less. CNB and its component units' interest rate risk was minimized by the highly liquid nature of its money market investment accounts at September 30, 2024.

Generally, credit risk is the risk that an issuer of an investment will not fulfill its obligation to the holder of the investment. This is measured by the assignment of a rating by a nationally recognized statistical rating organization. While the Nation has no formal policy relating to the credit risk of investments the Nation's investments in U.S. agencies and commercial paper were rated either AAA or AA+ by Standard & Poor's, AAA by Fitch Ratings and Aaa by Moody's Investors Service. The Nation's and CNB's mutual fund bond investments were rated AAA by Standard & Poor's and Aaa by Moody's Investors Service.

Concentration of credit risk is the risk of loss attributed to the magnitude of the Nation's investment in a single issuer. The Nation's investment policy does not specifically address concentration of credit risk. Of the total primary government's investments in U.S. government sponsored entities, \$4,174,000, or 27%, is invested in Federal Agricultural Mortgage Corporation (FAMCA) securities, \$7,097,000, or 46%, is invested in Federal Farm Credit Banks (FFCB), and \$4,139,000, or 27%, is invested in Federal Home Loan Bank (FHLB) securities.

Investments Measured at Fair Value

The Nation categorizes its fair value measurements within the fair value hierarchy established by generally accepted accounting principles. The hierarchy is based on the valuation inputs used to measure the fair value of the asset. Level 1 inputs are quoted prices in active markets for identical assets; Level 2 inputs are significant other observable inputs; Level 3 inputs are significant unobservable inputs.

The Nation has the following recurring fair value measurements as of September 30, 2024:

- U.S. Treasury securities of \$97,013,000 are valued using quoted market prices (Level 1 inputs).
- Institutional Money Market funds of \$672,272,000 are valued using quoted market prices (Level 1 inputs).
- Repurchase agreements of \$2,773,000 are valued using quoted market prices (Level 1 inputs).
- U.S. Government sponsored entities of \$15,410,000 are valued using quoted prices for similar assets in active markets, quoted prices for identical or similar assets in markets where there is not sufficient activity, and/or where price quotations vary substantially either over time or among market makers, or in which little information is released publicly. (Level 2 inputs).
- Interest rate swap agreements are valued at estimated fair value (Level 2 inputs). See Note 11, specifically under the Fair Value subheadings, for more information.

The component units have the following recurring fair value measurements as of September 30, 2024:

- Money market mutual funds of \$264,762,000 are valued using quoted market prices (Level 1 inputs).
- Mutual funds of \$3,310,000 are valued using quoted market prices (Level 1 inputs).

Investments, categorized as to interest and credit risk, at September 30, 2024, were as follows (dollars in thousands):

Investment Type	Fair Value	Investment Maturities (in Years)				Credit Rating Moody's/S&P
		Less Than 1	1-5	6-10	More Than 10	
Primary Government:						
U.S. Treasury Obligations	\$ 97,013	\$ -	\$ 97,013	\$ -	\$ -	Aaa/AA+
Institutional Money Market Funds	672,272	672,272	-	-	-	(1)
Repurchase Agreements	2,773	2,773	-	-	-	N/R
U.S. Government Sponsored Entities	15,410	-	5,629	2,059	7,722	Aaa/AA+
Total Primary Government	\$ 787,468	\$ 675,046	\$ 102,642	\$ 2,059	\$ 7,722	
Component Units:						
Money Market Mutual Funds	\$ 264,762	\$ 264,762	\$ -	\$ -	\$ -	(2)
Mutual Funds	3,310	3,310	-	-	-	(2)
Total Component Units	\$ 268,072	\$ 268,072	\$ -	\$ -	\$ -	

(1) The Institutional Money Market Funds are comprised of U.S. Treasuries and Repurchase Agreements collateralized by U.S. Treasury obligations.

(2) While these Mutual funds do not have formal ratings, they are Governmental or Institutional type funds that are invested only in securities that have the highest short-term rating from at least two nationally recognized statistical rating organizations (NRSRO's).

A reconciliation of the investments for the Primary Government presented above to the investments as presented in the Statement of Net Position as follows (dollars in thousands):

Investments as presented above	\$ 787,468
Plus: Certificates of Deposit reported as investments	1,021
Plus: U.S. Treasury obligations reported at amortized cost	2,245,163
Less: U.S. Treasury obligations reported as Cash & Cash Equivalents	(119,072)
Less: Institutional Money Market Funds and Repurchase agreements reported as cash & cash equivalents	<u>(675,045)</u>
Total Investments	<u>\$ 2,239,535</u>

A reconciliation of the unrestricted investments for the Component Units presented above to the unrestricted investments as presented in the Statement of Net Position as follows (dollars in thousands):

Investments as presented above	\$ 268,072
Plus: Certificates of Deposit reported as investments	9,677
Less: Money market mutual funds reported as cash equivalents	(264,762)
Less: Money market mutual funds reported as restricted investments	<u>(863)</u>
Total unrestricted investments	<u>\$ 12,124</u>

Restricted Cash, Cash Equivalents and Investments

Restricted cash, cash equivalents and investments at September 30, 2024, as shown below (dollars in thousands):

Primary Government	
Capital replacement, closure and postclosure care costs of the Landfill Closure fund	\$ 7,511
Scholarship funds and youth development projects	577
District Court escrow account	12
Total Primary Government restricted cash, cash equivalents and investments	<u>\$ 8,100</u>
Component Units	
HACN's lease-to-own homeownership program monthly equity payments	\$ 1,972
Pari-mutuel horse racing activities funds	10,429
CNF endowment funds	256
CNF restricted contributions	863
Total Component Units restricted cash, cash equivalents and investments	<u>\$ 13,520</u>

4. RECEIVABLES

Receivables for primary government at September 30, 2024, consisted of the following as shown below (dollars in thousands):

	Primary Government				
	Accounts Receivable				Notes Receivable
	Grants & Contracts Receivable	Accounts Receivable	Interest Receivable	Total	
Governmental Activities:					
General Fund					
Motor fuel taxes	\$ -	\$ 2,873	\$ 1,540	\$ 4,413	\$ -
Other taxes	-	1,240	931	2,171	-
Other receivables	-	2,747	395	3,142	-
Litigation settlement, current	-	14,452	-	14,452	-
Litigation settlement, long-term	-	35,562	-	35,562	-
Dissolution of component unit	-	2,200	-	2,200	-
Special Revenue Funds	32,343	36,823	66,021	135,187	1,133
Other - Internal Service Funds	-	2,704	-	2,704	-
Receivables of Governmental Activities	<u>\$ 32,343</u>	<u>\$ 98,601</u>	<u>\$ 68,887</u>	<u>\$ 199,831</u>	<u>\$ 1,133</u>
Business-type Activities:					
CN Sanitary Landfill	\$ -	\$ 33	\$ 310	\$ 343	\$ -
EDTA	-	4	-	4	-
Notes receivable, current	-	-	-	-	2,589
Long-term notes receivable	-	-	-	-	14,624
	-	37	310	347	17,213
Less: Allowance for uncollectibles	-	-	-	-	(656)
Receivables of Business-type Activities	<u>\$ -</u>	<u>\$ 37</u>	<u>\$ 310</u>	<u>\$ 347</u>	<u>\$ 16,557</u>

Accounts receivable for Special Revenue Funds include amounts receivable from Medicare, Medicaid and insurance companies for services provided to covered patients at the Nation's W.W. Hastings Hospital and healthcare facilities.

Receivables for component units at September 30, 2024, shown below consisted of the following as shown below (dollars in thousands):

	Component Units					Total
	CNB	HACN	CNCCA	CNHHS	CNF	
Receivables:						
Accounts and Other	\$ 210,073	\$ 919	\$ 137	\$ 1,507	\$ 18	\$ 212,654
Interest	-	798	-	-	-	798
Notes	-	9,393	-	-	-	9,393
	210,073	11,110	137.00	1,507.00	18.00	222,845
Less: Allowance for uncollectibles	(1,900)	-	-	-	-	(1,900)
Receivables, net	<u>\$ 208,173</u>	<u>\$ 11,110</u>	<u>\$ 137</u>	<u>\$ 1,507</u>	<u>\$ 18</u>	<u>\$ 220,945</u>

Mortgages Receivable – Title VI

HACN has mortgages receivable at September 30, 2024, totaling \$8,280,000 from individuals who are participating in the Title VI loan program. Each of these loans is secured by a mortgage on the house sold by HACN. The loans have an interest rate of 4% and are payable over 30 years. No allowance has been recorded as of September 30, 2024, as the Housing Authority believes the amounts to be collectible or, if the houses are reacquired by HACN, the value of the home will equal or exceed the balance of the loan. At September 30, 2024, the current and noncurrent portions of these mortgages receivable were \$495,000 and \$7,785,000, respectively.

5. INTERFUND TRANSFERS AND BALANCES

Interfund transfers for the year ended September 30, 2024, consisted of the following as shown below (dollars in thousands):

Category and Fund	Transfers from Other Funds	Transfers to Other Funds
Governmental Activities:		
Governmental Funds:		
General	\$ 150,627	\$ (42,810)
PL 102-477	-	(20,443)
Self Governance DHHS	4,778	(237,678)
Fiscal Recovery Fund	-	(37,292)
Capital Projects Fund	191,269	(4,778)
Nonmajor Governmental Funds	1,803	(13,499)
Total Governmental Funds	348,477	(356,500)
Internal Service Funds:	11	-
Total Governmental Activities	348,488	(356,500)
Business-type Activities:		
Proprietary Funds:		
Nonmajor Enterprise Funds	8,012	-
Total Proprietary Funds	8,012	-
Total Business-type Activities	8,012	-
Total Primary Government	\$ 356,500	\$ (356,500)
Reconciliation to government-wide Statement of Activities:		
Governmental Activities:		
Transfers In	\$ 348,488	
Transfers Out	(356,500)	
Net Transfer Governmental Activities		\$ (8,012)
Business-type Activities:		
Transfers In	\$ 8,012	
Transfers Out	-	
Net Transfer Business-type Activities		\$ 8,012

Transfers are generally used to (1) move revenues from the fund that statute or budget requires to collect them to the fund that statute or budget requires to expend them or (2) move unrestricted revenues collected in the General Fund, or other funds, to finance various programs accounted for in other funds in accordance with budgetary authorizations. During fiscal year 2024, the Fiscal Recovery Fund transferred \$37,292,000 in interest to the General Fund.

Interfund balances at September 30, 2024, consisted of the following as shown below (dollars in thousands):

Category and Fund	Due from Other Funds	Due to Other Funds
Governmental Activities:		
Governmental Funds:		
General	\$ 427,049	\$ 72,342
PL 102-477	-	72,002
Self Governance DHHS	-	505,567
Fiscal Recovery Fund	-	75,177
Capital Projects Fund	360,096	-
Nonmajor Governmental Funds	23,393	96,613
Total Governmental Funds	<u>810,538</u>	<u>821,701</u>
Internal Service Funds:	<u>50,667</u>	<u>38,398</u>
Total Governmental Activities	<u>861,205</u>	<u>860,099</u>
Business-type Activities:		
Proprietary Funds:		
Nonmajor Enterprise Funds	-	1,106
Total Proprietary Funds	-	1,106
Total Business-type Activities	-	1,106
Total Primary Government	<u><u>\$ 861,205</u></u>	<u><u>\$ 861,205</u></u>
Reconciliation to government-wide Statement of Net Position:		
Governmental Activities:		
Due from Other Funds	\$ 861,205	
Due to Other Funds	<u>(860,099)</u>	
Net Internal Balances		<u><u>\$ 1,106</u></u>
Business-type Activities:		
Due from Other Funds	\$ -	
Due to Other Funds	<u>(1,106)</u>	
Net Internal Balances		<u><u>\$ (1,106)</u></u>

Interfund balances result from the time lag between the dates that interfund goods and services are provided or reimbursable expenditures occur, the dates the transactions are recorded in the accounting system, and the date payments between funds are made.

6. INVENTORIES

The Nation's inventories were comprised of the following at September 30, 2024, as shown below (dollars in thousands):

	<u>Governmental Funds</u>	<u>Internal Service Funds</u>	<u>Component Units</u>
Finished goods and raw materials	\$ 3	\$ -	\$ 19,412
Food for distribution	1,504	-	-
Pharmaceuticals and supplies	7,260	317	-
	<u>8,767</u>	<u>317</u>	<u>19,412</u>
Less inventory reserves	-	-	(1,505)
Total inventories	<u>\$ 8,767</u>	<u>\$ 317</u>	<u>\$ 17,907</u>

7. CAPITAL ASSETS

A summary of capital assets activity by major class, for the year ended September 30, 2024, follows (dollars in thousands):

Governmental Activities

	<u>Balance, September 30, 2023</u>	<u>Additions</u>	<u>Reductions</u>	<u>Balance, September 30, 2024</u>
Activity by Major Class				
Capital assets not being depreciated:				
Land	\$ 41,107	\$ 9,116	\$ (425)	\$ 49,798
Construction in process	66,854	255,477	(50,377)	271,954
Total capital assets not being depreciated	<u>107,961</u>	<u>264,593</u>	<u>(50,802)</u>	<u>321,752</u>
Capital assets being depreciated:				
Buildings and improvements	569,135	87,873	(3,668)	653,340
Equipment	179,221	17,251	(10,450)	186,022
Land improvements	6,083	4,835	-	10,918
Total capital assets being depreciated	<u>754,439</u>	<u>109,959</u>	<u>(14,118)</u>	<u>850,280</u>
Less accumulated depreciation for:				
Buildings and improvements	(102,500)	(15,623)	2,870	(115,253)
Equipment	(125,656)	(18,434)	7,840	(136,250)
Land improvements	(1,287)	(451)	-	(1,738)
Total accumulated depreciation	<u>(229,443)</u>	<u>(34,508)</u>	<u>10,710</u>	<u>(253,241)</u>
Total capital assets being depreciated, net	<u>524,996</u>	<u>75,451</u>	<u>(3,408)</u>	<u>597,039</u>
Activity by major class capital assets, net	<u>\$ 632,957</u>	<u>\$ 340,044</u>	<u>\$ (54,210)</u>	<u>\$ 918,791</u>

Depreciation expense was charged to functions as follows:

Governmental Activities:	
Tribal Government	\$ 11,916
Health Services	18,327
Education Services	1,094
Human Services	1,056
Community Services	<u>2,115</u>
Total Governmental Activities depreciation expense	<u>\$ 34,508</u>

Business-type Activities

	<u>Balance, September 30, 2023</u>	<u>Additions</u>	<u>Reductions</u>	<u>Balance, September 30, 2024</u>
Activity by Major Class				
Capital assets not being depreciated:				
Land	\$ 155	\$ -	\$ -	\$ 155
Construction in process	<u>-</u>	<u>1,290</u>	<u>-</u>	<u>1,290</u>
Total capital assets not being depreciated	<u>155</u>	<u>1,290</u>	<u>-</u>	<u>1,445</u>
Capital assets being depreciated:				
Equipment	3,701	463	(815)	3,349
Land improvements	<u>1,955</u>	<u>-</u>	<u>-</u>	<u>1,955</u>
Total capital assets being depreciated	<u>5,656</u>	<u>463</u>	<u>(815)</u>	<u>5,304</u>
Less accumulated depreciation for:				
Equipment	(3,147)	(382)	815	(2,714)
Land improvements	<u>(717)</u>	<u>(195)</u>	<u>-</u>	<u>(912)</u>
Total accumulated depreciation	<u>(3,864)</u>	<u>(577)</u>	<u>815</u>	<u>(3,626)</u>
Total capital assets being depreciated, net	<u>1,792</u>	<u>(114)</u>	<u>-</u>	<u>1,678</u>
Activity by major class of capital assets, net	<u>\$ 1,947</u>	<u>\$ 1,176</u>	<u>\$ -</u>	<u>\$ 3,123</u>

Depreciation expense of \$577,000 was recognized by CN Sanitary Landfill for the year ended September 30, 2024.

A summary of capital asset activity for component units is as follows (dollars in thousands):

Component Units

	Balance, September 30, 2023	Additions	Reductions	Balance, September 30, 2024
Activity by Major Class				
Capital assets not being depreciated:				
Land	\$ 101,229	\$ 4,731	\$ (3,939)	\$ 102,021
Construction in process	46,131	116,141	(84,730)	77,542
Artwork	4,807	364	-	5,171
Total capital assets not being depreciated	<u>152,167</u>	<u>121,236</u>	<u>(88,669)</u>	<u>184,734</u>
Capital assets being depreciated:				
Buildings, improvements and other	839,717	47,215	(10,098)	876,834
Machinery, equipment and other	459,305	42,268	(20,944)	480,629
Total capital assets being depreciated	<u>1,299,022</u>	<u>89,483</u>	<u>(31,042)</u>	<u>1,357,463</u>
Less accumulated depreciation for:				
Buildings, improvements and other	(343,564)	(32,577)	4,216	(371,925)
Machinery, equipment and other	(299,490)	(34,079)	12,616	(320,953)
Total accumulated depreciation	<u>(643,054)</u>	<u>(66,656)</u>	<u>16,832</u>	<u>(692,878)</u>
Total capital assets being depreciated, net	<u>655,968</u>	<u>22,827</u>	<u>(14,210)</u>	<u>664,585</u>
Activity by major class of capital assets, net	<u>808,135</u>	<u>144,063</u>	<u>(102,879)</u>	<u>849,319</u>
Lease assets				
Buildings and land	655,057	23,575	(3,817)	674,815
Art	921	19	-	940
Equipment	1,933	710	(280)	2,363
Total lease assets	<u>657,911</u>	<u>24,304</u>	<u>(4,097)</u>	<u>678,118</u>
Less accumulated amortization for:				
Buildings and land	(29,056)	(29,742)	1,875	(56,923)
Art	(339)	(116)	-	(455)
Equipment	(1,137)	(551)	141	(1,547)
Total accumulated amortization	<u>(30,532)</u>	<u>(30,409)</u>	<u>2,016</u>	<u>(58,925)</u>
Total lease assets, net	<u>627,379</u>	<u>(6,105)</u>	<u>(2,081)</u>	<u>619,193</u>
Subscription assets				
Subscription assets	3,898	14	(408)	3,504
Less accumulated amortization	(1,145)	(851)	-	(1,996)
Total subscription assets, net	<u>2,753</u>	<u>(837)</u>	<u>(408)</u>	<u>1,508</u>
Total of the Component Units:				
Capital assets, nondepreciable;	152,167	121,236	(88,669)	184,734
Capital assets, depreciable, net;	655,968	22,827	(14,210)	664,585
Lease assets, net; and	627,379	(6,105)	(2,081)	619,193
Subscription assets, net	2,753	(837)	(408)	1,508
Total Capital Assets	<u>\$ 1,438,267</u>	<u>\$ 137,121</u>	<u>\$ (105,368)</u>	<u>\$ 1,470,020</u>

8. LONG-TERM DEBT

Long-term debt activity for the year ended September 30, 2024, was as follows (dollars in thousands):

Governmental Activities

	<u>Balance, September 30, 2023</u>	<u>Additions</u>	<u>Reductions</u>	<u>Balance, September 30, 2024</u>	<u>Current Portion</u>	<u>Long- Term Portion</u>
Notes Payable						
Note payable to construct new W.W. Hastings Hospital Construction. See (1) below.	29,283	104,500	-	133,783	1,487	132,296
Total long-term debt	<u>\$ 29,283</u>	<u>\$ 104,500</u>	<u>\$ -</u>	<u>\$ 133,783</u>	<u>\$ 1,487</u>	<u>\$ 132,296</u>

- (1) This note is a general obligation of Cherokee Nation and provides some of the funding for the construction of a new hospital facility in Tahlequah, Oklahoma. The principal amount of the note is \$200,000,000 for the purposes of financing a portion of the costs, to include design, construction, and equipping of the Project, including but not limited to costs of labor and materials, costs of on-site and off-site improvements, amounts paid to contractors, costs of landscaping, architectural fees, engineering fees, and cost of equipment, as well as transaction costs. This note has an interest only period until the first principal payment on the loan is due beginning on August 31, 2022, with each scheduled installment being an amount equal to 1/180th of the outstanding principal balance of the loan as of the close of business on the last day of the calendar month immediately following the Outside Funding Date defined as the earlier of the 30th day following the Completion Date or the third anniversary of the Closing Date. Payment of each scheduled monthly principal installment shall be accompanied by payment of the interest due. Interest on the note shall be due and payable in arrears on the last day of each calendar month, commencing August 31, 2022, through the maturity date of July 2029. As of September 30, 2024, the Nation has drawn down \$133,783,000 of the construction loan funds. In the event of default, the commitment to make additional advances automatically terminates and the unpaid principal and interest, accrued and unpaid, of the loan become immediately due and payable. The Nation entered into a swap agreement with Bank of Oklahoma to synthetically fix the interest rate on the \$200,000,000 loan. The swap agreement synthetically fixes the rate at 3.25%. The agreement covers the entire 7-year term. There are potential gains and losses associated with the swap agreement should Cherokee Nation choose an early payoff on the loan. The note is a general obligation of the Nation. See Note 11 for additional details.

The balance of long-term debt for business-type activities at September 30, 2024, was \$534,000. The balance of long-term debt for Component Units at September 30, 2024, was \$55,402,000. Long-term debt and lines of credit, in the business-type activities and component units at September 30, 2024, consisted of the following as shown on the following pages (dollars in thousands):

Business-type Activities

	<u>Balance, September 30, 2023</u>	<u>Additions</u>	<u>Reductions</u>	<u>Balance, September 30, 2024</u>	<u>Current Portion</u>	<u>Long- Term Portion</u>
Economic Development Trust Authority						
Notes payable to the Department of Agriculture in variable annual installments including interest of 1% annual, with final payment due August 2034. See (2) below.	603	-	(69)	534	68	466
CN Sanitary Landfill						
Direct financing obligation to RCB Bank with fixed payments. Interest rate 2.90%, with final payment due November 2024. See (3) below.	464	-	(464)	-	-	-
Total long-term debt	<u>\$ 1,067</u>	<u>\$ -</u>	<u>\$ (533)</u>	<u>\$ 534</u>	<u>\$ 68</u>	<u>\$ 466</u>

(2) These direct borrowing notes are secured with collateral of the Intermediary Revolving Fund and the Intermediary Relending Program (IRP). In the event of default, USDA may declare the notes immediately due and payable.

(3) The direct financing obligation is secured by the equipment covered in the agreement. In the event of default, the lease may be declared immediately due and payable. Equipment under this agreement had a book value of \$418,000 at September 30, 2024, net of accumulated amortization of \$1,354,000. This direct financing obligation was fully paid and had no outstanding balance at September 30, 2024.

Component Units

	<u>Balance, September 30, 2023</u>	<u>Additions</u>	<u>Reductions</u>	<u>Balance, September 30, 2024</u>	<u>Current Portion</u>	<u>Long- Term Portion</u>
Cherokee Nation Businesses, LLC (CNB)						
Revolving line of credit. See (4) below.	100,000	-	(100,000)	-	-	-
Housing Authority of the Cherokee Nation (HACN)						
Assumable Mortgage Program (*AMP*)-loans for use in the purchase of homes provided to program participants. Interest rates vary from 4% to 7.125% and are payable in monthly installments over thirty (30) years. See (5) below.	56,999	-	(1,597)	55,402	1,516	53,886
Cherokee Health Partners, LLC (CHP)						
3.85% note payable, due in monthly installments of \$8 including interest, through May 2031, secured by equipment. See (6) below.	1,167	-	(1,167)	-	-	-
Cherokee Nation Home Health Services (CNHHS)						
Line of credit. See (7) below.	33	-	(33)	-	-	-
Total long-term debt	<u>\$ 158,199</u>	<u>\$ -</u>	<u>\$ (102,797)</u>	<u>\$ 55,402</u>	<u>\$ 1,516</u>	<u>\$ 53,886</u>

- (4) On July 19, 2013, CNB entered into a \$100,000,000 revolving credit agreement that was increased to \$150,000,000 on November 6, 2017. On January 10, 2020, CNB entered into an amendment to the line of credit increasing the amount to \$300,000,000 and extending the maturity date for five years. On November 23, 2022, CNB entered into another amendment to increase the line of credit to \$400,000,000, with an option to increase the amount to \$600,000,000. CNE guarantees the amended credit facility. In addition, the agreement is collateralized by CNE's cash flows and substantially all of CNE's assets. The credit agreement includes a \$50,000,000 letter of credit arrangement. The agreement provides for interest at the Term SOFR (secured overnight financing rate) Reference Rate plus a margin that ranges from 1.0% to 2.0%, depending on the leverage ratio. The credit agreement has quarterly unused commitment fees ranging from 0.15% to 0.35%, determined by the outstanding loan balance. These unused commitment fees are presented as interest expense in the accompanying financial statements. CNB had no outstanding borrowings at September 30, 2024.
- (5) During fiscal year 2007, HACN began its Assumable Mortgage Program. Interest rates on the loans vary from 4% to 7.125% and are payable in monthly installments over thirty years. At September 30, 2024, the loan balance was \$55,402,000. In the event of default, outstanding amounts become immediately due and payable.
- (6) CHP's outstanding notes payable to THA from direct borrowings are secured by the equipment collateralized by the notes. This notes payable had no outstanding balance at June 30, 2024. CHP was dissolved on June 30, 2024.
- (7) CNHHS's line of credit is secured by the full faith and credit of the Nation under a limited waiver of sovereign immunity. In the event of default, outstanding amounts become immediately due and payable.

The Nation, with approval of the Tribal Council, has approved limited waivers of sovereign immunity in connection with various debt incurred by the Nation.

Maturities of long-term debt for the Governmental and Business-type Activities are as shown below (dollars in thousands):

	<u>Principal</u>	<u>Interest</u>	<u>Total</u>
<u>Governmental Activities</u>			
2025	1,487	8,237	9,724
2026	8,919	7,898	16,817
2027	8,919	7,348	16,267
2028	8,919	6,799	15,718
2029	105,539	5,750	111,289
Total	<u>\$ 133,783</u>	<u>\$ 36,032</u>	<u>\$ 169,815</u>
	<u>Principal</u>	<u>Interest</u>	<u>Total</u>
<u>Business-type Activities</u>			
2025	68	6	74
2026	69	5	74
2027	70	4	74
2028	70	4	74
2029	71	3	74
2030 through 2034	186	6	192
Total	<u>\$ 534</u>	<u>\$ 28</u>	<u>\$ 562</u>

Maturities of long-term debt for the Component Units are as follows (dollars in thousands):

<u>Component Units</u>	<u>Principal</u>	<u>Interest</u>	<u>Total</u>
2025	1,516	2,123	3,639
2026	1,576	2,063	3,639
2027	1,639	2,000	3,639
2028	1,704	1,934	3,638
2029	1,772	1,866	3,638
2030 through 2034	9,982	8,210	18,192
2035 through 2039	12,139	6,041	18,180
2040 through 2044	14,691	3,401	18,092
2045 through 2049	8,411	903	9,314
2050 through 2054	1,972	73	2,045
Total	<u>\$ 55,402</u>	<u>\$ 28,614</u>	<u>\$ 84,016</u>

9. LONG-TERM LEASE AND SUBSCRIPTION LIABILITY

Long-term lease and subscription liability activity for the year ended September 30, 2024, was as follows (dollars in thousands):

Component Units

	<u>Balance, September 30, 2023</u>	<u>Additions</u>	<u>Reductions</u>	<u>Balance, September 30, 2024</u>	<u>Current Portion</u>
Cherokee Nation Businesses ("CNB")					
Long-term lease liabilities. See (1) below.	636,470	22,135	(5,732)	652,873	7,567
Subscription liabilities	1,935	14	(1,088)	861	574
Cherokee Nation Home Health Service ("CNHHS")					
Long-term lease liabilities. See (2) below.	147	548	(115)	580	169
Subscription liabilities. See (3) below.	317	-	(87)	230	93
Cherokee Nation Comprehensive Care Agency ("CNCCA")					
Subscription liabilities. See (4) below.	454	-	(454)	-	-
Total long-term lease and subscription liabilities	<u>\$ 639,323</u>	<u>\$ 22,697</u>	<u>\$ (7,476)</u>	<u>\$ 654,544</u>	<u>\$ 8,403</u>

(1) CNB leases primarily include leases of land, buildings and improvements, the terms of which expire in various years through 2048. Variable payments of certain leases are based upon the Consumer Price Index (the Index). The leases were measured based upon the Index at lease commencement. Variable payments based on the use of the underlying assets are not included in the lease liability because they are not fixed in substance. The current balances in the table above are included in accounts payable and accrued liabilities in the accompanying financial statements.

- (2) CNHHS leases equipment and vehicles, the terms of which expire in various years through 2028. Variable payments based upon the use of the underlying asset are not included in the lease liability because they are not fixed in substance.
- (3) CNHHS has various subscription liabilities, the terms of which expire in various years through 2027.
- (4) CNCCA had one subscription liability during 2024. The subscription liability had no outstanding balance at September 30, 2024.

Maturities of long-term lease liabilities for the Component Units are as follows (dollars in thousands):

	<u>Principal</u>	<u>Interest</u>	<u>Total</u>
2025	7,736	39,056	46,792
2026	9,607	38,493	48,100
2027	10,298	37,894	48,192
2028	11,124	37,351	48,475
2029	11,775	36,548	48,323
2030-2034	73,682	171,037	244,719
2035-2039	124,100	142,100	266,200
2040-2044	199,517	94,388	293,905
2045-2048	205,614	23,662	229,276
Total	<u>\$ 653,453</u>	<u>\$ 620,529</u>	<u>\$ 1,273,982</u>

Maturities of subscription liabilities for the Component Units are as follows (dollars in thousands):

	<u>Principal</u>	<u>Interest</u>	<u>Total</u>
2025	667	59	726
2026	246	18	264
2027	150	6	156
2028	28	-	28
Total	<u>\$ 1,091</u>	<u>\$ 83</u>	<u>\$ 1,174</u>

10. COMPENSATED ABSENCES

Compensated absence liabilities are generally liquidated by the Fringe Pool Internal Service Fund, which allocates to and collects from other funds and/or departments within the Nation. Compensated absences are considered due within one year since historically the following year payment has exceeded the liability. The Nation provides paid sick and vacation leave to all regular full-time and part-time employees on a biweekly pay period. Leave may not be taken in advance of being earned and accrued. Sick leave is earned at the rate of four hours per pay period for regular full-time employees and two hours per pay period for regular part-time employees. Sick leave may be accrued to 1,040 hours. Unused sick leave will not be paid at the time of voluntary or involuntary termination of employment. Vacation leave is earned based on a pay count (number of checks) as shown below:

<u>Pay Count</u>	<u>Annual Leave Earned</u>	
	<u>Regular Full-Time</u>	<u>Regular Part-Time</u>
1 to 78 pay checks	4 hours per pay period	2 hours per pay period
79 to 260 pay checks	6 hours per pay period	3 hours per pay period
261 and above pay checks	8 hours per pay period	4 hours per pay period

Vacation leave may be accrued to a maximum of 240 hours. Once the 240-hour maximum balance is reached, the employee discontinues accruing until the number falls below 240 hours. Any employee who is separated from the job by layoff, resignation, termination or retirement shall have unused accrued annual leave paid in their last check. Changes in the reported liability follow (dollars in thousands):

Fiscal Year	Balance at Beginning of Year	Leave Earned	Leave Used	Balance at End of Year
2022	\$11,750	\$19,150	(\$18,720)	\$12,180
2023	\$12,180	\$20,820	(\$18,827)	\$14,173
2024	\$14,173	\$25,561	(\$23,302)	\$16,432

The claims above are expected to be paid from currently available financial resources and are included in the accompanying Proprietary Funds Statement of Net Position in the Governmental Activities – Internal Service Funds.

11. INTEREST RATE SWAP AGREEMENTS

BOK OUTPATIENT HEALTH FACILITY

In connection with the authorization of a variable rate \$200 million note payable (see (1) in Note 8 on page 67) that has an outstanding balance at September 30, 2024, of \$133,783,000, the Nation also entered into an interest rate swap agreement with Bank of Oklahoma as a cash flow hedge to manage long term interest rate risk. Details of the agreement are as follows:

Objective of the Interest Rate Swap

The Nation’s asset/liability strategy is to have a mixture of fixed- and variable-rate debt to take advantage of market fluctuations. As a strategy to maintain acceptable levels of exposure to the risk of changes in future cash flows due to interest rate fluctuations and to lower its borrowing costs when compared against fixed-rate debt at the time of issuance, the Nation entered into an interest rate swap agreement for its tax-exempt long-term note payable with a financial institution. The intention of the swap is to effectively change the Nation’s variable interest rate portion on this note to a fixed rate of 2.05%.

Terms

The agreement was entered into on August 10, 2022, and is scheduled to end on July 31, 2029, and required no initial net cash receipt or payment by the Nation. The agreement provides for the Nation to receive interest from the counterparty based on the 1 month Secured Overnight Financing Rate (SOFR) and to pay interest to the counterparty at a fixed rate of 2.05% on a notional amount of \$200,000,000 at September 30, 2024. The notional amount of the swap and the principal amount of the associated debt were equal at inception of the swap. The notional amount determined each month is based on the projected draws that will be made on the debt for construction related purposes and increased in monthly increments until it met the total loan agreement amount of \$200,000,000 at May 31, 2024. Monthly payments are due on the last day of each month. Principal payments of the debt will begin once the construction phase of the project has been completed, and the notional amount declines each month by a corresponding amount of the debt balance each time a principal payment is made. Under the agreement, the Nation pays or receives the net interest amount monthly, with the monthly settlements included in interest expense.

As of September 30, 2024, the notional amount of the interest rate swap exceeded the principal amount of the hedged debt resulting in the debt being over-hedged. The notional amount of the interest rate swap was bifurcated so that the portion of the interest rate swap considered a cash flow hedge was consistent with the principal amount of the hedged debt at year-end. The remaining portion of the interest rate swap is considered an other derivative instrument.

Fair Value

As of September 30, 2024, the agreement had a positive fair value of \$9,300,765 calculated using the par-value method, *i.e.*, the fixed rate on the swap was compared with the current fixed rates that could be achieved in the marketplace should the swap be unwound. The fixed-rate component was valued by discounting the fixed-rate cash flows using the current yield to maturity of a comparable note. The variable-rate component was assumed to be at par value because the interest rate resets to the market rate at every reset date. The fair value was then calculated by subtracting the estimated market value of the fixed component from the established market value of the variable component. The fair value of the agreement is recognized as a derivative instrument – rate swaps asset in the Nation’s government-wide statement of net position. As a portion of the swap is an effective hedging derivative instrument, the fair value attributable to this portion is reflected as an adjustment to the carrying amount of the related deferred inflow of resources on the statement of net position. The change in fair value attributable to the other derivative instrument portion of the interest rate swap is reflected as an increase in fair value of interest rate swap on the statement of activities.

Credit Risk

The swap’s fair value represented the Nation’s credit exposure to the counterparty as of September 30, 2024. Should the counterparty to this transaction fail to perform according to the terms of the swap agreement, the Nation has a maximum possible loss equivalent to the swap’s fair value at that date. As of September 30, 2024, the Nation was exposed to credit risk because the swap had a positive fair value. The swap counterparty was rated A by Fitch Ratings, BBB+ by Standard & Poor’s and Baa1 by Moody’s Investors Service as of September 30, 2024. The Nation does not currently have a policy of requiring the counterparty to post collateral in the event the Nation becomes exposed to credit risk. The Nation does not currently have a policy requiring a master netting agreement with the counterparty and does not currently have such an agreement in place.

Basis Risk

The swap exposes the Nation to basis risk should the relationship between the 1-month SOFR and the prime rate set by the Nation’s lender change in a manner adverse to the Nation. If an adverse change occurs in the relationship between these rates, the expected cost savings may not be realized.

Termination Risk

The Nation or the counterparty may terminate the swap if the other party fails to perform under the terms of the contract. If the swap is terminated, the variable-rate portion of the notes would no longer have a synthetic fixed rate of interest. Also, if the swap has a negative fair value at the time of termination, the Nation would be liable to the counterparty for a payment equal to the swap’s then fair value.

Swap Payments and Associated Debt

Using rates as of September 30, 2024, net swap payments, assuming current interest rates remain the same, for their term are set forth in the table below. As interest rates and the outstanding balances of the notional amounts and note payable vary, net swap payments will vary as well.

	Counterparty Swap Payment		Net
	To	From	
2025	(4,127,776)	10,168,424	6,040,648
2026	(3,890,951)	9,585,025	5,694,074
2027	(3,613,631)	8,901,872	5,288,241
2028	(3,337,261)	8,221,057	4,883,796
2029	(2,576,293)	6,346,478	3,770,185
Total	<u>(\$17,545,912)</u>	<u>\$43,222,856</u>	<u>\$25,676,944</u>

12. LINES OF CREDIT

On July 19, 2013, CNB entered into a \$100,000,000 revolving credit agreement. On November 6, 2017, CNB entered into an amendment to the revolving credit agreement, increasing the line of credit to \$150,000,000. On January 10, 2020, CNB entered into an amendment to the line of credit increasing the amount to \$300,000,000 and extending the maturity date for five years. CNE guarantees the credit facility. In addition, the agreement is collateralized by CNE's cash flows and substantially all of CNE's assets. The credit agreement includes a \$20,000,000 letter of credit arrangement. The agreement bears interest at the one-month LIBOR plus a margin that ranges from 1.0% to 1.6%, depending on the leverage ratio. The credit agreement has quarterly unused commitment fees ranging from 0.25% to 0.30%, determined by the outstanding loan balance.

Both CNB and CNE, as borrower and guarantor, respectively, are subject to various reporting and financial covenants, including a requirement to provide separate stand-alone audited financial statements for both entities. The revolving credit agreement also contains provisions that, in the event of a default, allow the lender to accelerate payments of the entire principal amount, if any, to be immediately due and payable.

On November 23, 2022, CNB amended and restated the line of credit increasing the revolving amount to \$400,000,000 with an option to increase the revolving amount to \$600,000,000, establishing a \$250,000,000 delayed draw term loan. The revolving credit agreement has a maturity date of November 22, 2027. The agreement is collateralized by the majority of CNB's wholly owned component units' cash flows and substantially all of CNB and its wholly owned component units' assets. The credit agreement includes a \$50,000,000 letter of credit arrangement. The agreement bears interest at the Term SOFR (secured overnight financing rate) Reference Rate plus a margin that ranges from 1.0% to 2.0%, depending on the leverage ratio. The credit agreement has quarterly unused commitment fees ranging from 0.15% to 0.35% determined by the outstanding loan balance. CNB had no outstanding borrowings at September 30, 2024. CNE had letters of credit outstanding at September 30, 2024, of \$251,000. CNB's availability under this revolving credit facility was \$399,700,000 at September 30, 2024.

The increase in lending limits was obtained to support growth plans for CNB and its blended component units, including CNE. Both CNB and CNE, as borrower and guarantor, respectively, are subject to various reporting and financial covenants, including a requirement to provide separate stand-alone audited financial statements for both entities.

The revolving credit agreement also contains provisions that, in the event of default, allow the lender to accelerate payments of the entire principal amount, if any, to be immediately due and payable.

CNHHS obtained a line of credit on March 25, 2011. The initial draw was used to pay off all the outstanding lines of credit at that date. This line of credit bears interest payable monthly at a fixed rate of 4.00% and is secured by the full faith and credit of the Nation under a limited waiver of sovereign immunity. This line of credit was renewed in March 2021 through March 2027. The line of credit had no outstanding balance at September 30, 2024.

13. TRUST LIABILITIES

The HACN has several lease-to-own homebuyer programs wherein the tenant/homebuyer may eventually purchase the house in accordance with contractual agreements. These transactions are similar to a financing lease, however, are not accounted for as such as the amount and ability to collect the minimum lease payments is not predictable. Until the time of transfer, these homes remain the property of the HACN. The costs of those units are depreciated over the expected term of payoff at the time of the original

agreement, generally 25 years. When the home is paid off in accordance with the agreements and title is transferred to the homebuyer, a gain or loss is recognized by HACN. For the year ended September 30, 2024, a gain of \$254,000 was recorded in connection with such transfers and is reported as other, net nonoperating revenues (expenses) on the Combining Statement of Revenues, Expenses and Changes in Net Position – Component Units.

The HACN trust liabilities reflected in the accompanying financial statements primarily include a liability for funds that have been received from the tenants or homebuyers in the various lease-to-own programs. These funds are held in a trust type account to be applied to various uses, depending on the agreement with the tenant/homebuyer. The largest of the amounts included in this category are for accounts attributable to the New Mutual Help Housing Program wherein the tenant/homebuyers are credited with a portion of the funds that they have contributed as well as other amounts credited to them in accordance with HUD requirements and program policies. Under the provisions of mutual help occupancy agreements, tenants/homebuyers are required to make payments based on the family or household income. After deducting an administrative fee as set forth by HUD, the remaining balance is credited to the participant's equity payment account (MEPA). The balance of the MEPA accounts, which are being held by HACN on behalf of the New Mutual Help homebuyers, was \$1,972,000 as of September 30, 2024. This along with other credits to these tenant/homebuyers totaled \$2,052,000 at September 30, 2024. Although these funds will generally be retained by HACN upon the transfer of home ownership to the tenant/homeowner, they are presented as a liability until then because the funds are effectively owned by the tenant/homeowner. Upon transfer of the home to the tenant/homeowner the funds will be considered revenue and applied to the carrying value of the related home and a gain or loss will be recorded by HACN.

Additionally, at September 30, 2024, other amounts included in this category include escrow deposits held by the HACN associated with the Title VI program mortgages totaling \$13,000, and low-income housing tenants' security deposits of \$55,000.

14. FUND BALANCE CLASSIFICATION

The details for the Nation's fund balances presented in accordance with GASB Statement No. 54, *Fund Balance Reporting and Governmental Fund Type Definitions* as of September 30, 2024, are as shown below (dollars in thousands):

	<u>Major Special Revenue Funds</u>					<u>Total Governmental Funds</u>
	<u>General Fund</u>	<u>PL 102-477</u>	<u>Self Governance DHHS</u>	<u>Capital Projects Fund</u>	<u>Nonmajor Governmental Funds</u>	
Fund balances:						
Nonspendable:						
Inventory and prepaid expenses	\$ 374	\$ -	\$ 20,051	\$ 198	\$ 632	\$ 21,255
Permanent fund principal	-	-	-	-	425	425
Restricted for:						
Federal, State and						
Private Grants	-	44,575	711,955	-	62,360	818,890
Education, Roads, Health,						
Safety (MFT)	86,827	-	-	-	-	86,827
Education (MVT)	9,886	-	-	-	-	9,886
Roads (MVT)	9,701	-	-	-	-	9,701
Law Enforcement (MVT)	952	-	-	-	-	952
Committed for:						
Contract Health Services	46,073	-	-	-	-	46,073
Land Acquisitions	1,905	-	-	-	-	1,905
Heart of the Nation	33	-	-	-	-	33
Job Training and Tuition	75	-	-	-	-	75
Student Activities	342	-	-	-	-	342
Substance Abuse Treatment	50	-	-	-	-	50
TERO Job Training Programs	2,117	-	-	-	-	2,117
Emergency Reserve Fund	37,274	-	-	-	-	37,274
Public Health & Wellness Fund	50,102	-	-	-	-	50,102
Assigned to:						
Budgetary Resources for						
Subsequent Year	110,250	-	-	-	-	110,250
Capital Projects	-	-	-	314,048	-	314,048
Unassigned:*	<u>388,458</u>	<u>-</u>	<u>-</u>	<u>-</u>	<u>(632)</u>	<u>387,826</u>
Total fund balances	<u>\$ 744,419</u>	<u>\$ 44,575</u>	<u>\$ 732,006</u>	<u>\$ 314,246</u>	<u>\$ 62,785</u>	<u>\$ 1,898,031</u>

* Legislative Act (LA) 05-02 established a cash reserve in the amount of 1.75% of the original operating budget of each fiscal year to use as a stabilization fund. LA 28-04 amended LA 05-02 and established a \$5,000,000 Line of Credit as part of the 1.75% reserve. The legislative acts do not commit specific uses of the reserve; therefore, the balance is shown as unassigned. For the current fiscal year \$181,000 of the unassigned fund balance was set aside to meet the \$43,177,000 reserve.

15. LANDFILL CLOSURE/POSTCLOSURE CARE COSTS & OTHER LANDFILL MATTERS

The Nation owns a solid waste landfill in eastern Oklahoma. The Nation accounts for the landfill closure/postclosure in accordance with the provisions of GASB Statement No. 18, *Accounting for Municipal Solid Waste Landfill Closure and Postclosure Care Costs*, in the CN Sanitary Landfill Fund, a nonmajor enterprise fund.

Federal regulations will require the Nation to place a final cover on its landfill site when it stops accepting waste and to perform certain maintenance and monitoring functions at the site for thirty years after closure.

Although closure and postclosure care costs will only be paid near or after the date the landfill stops accepting waste, GASB Statement No. 18 requires proprietary funds, such as Landfill Closure, to report a portion of these costs as an operating expense in each period based on landfill capacity and utilization. Historically, the landfill has utilized a ratioed total closure cost approach to determine the annual financial assurance requirements of the facility. This approach was premised on the idea that the entire permit area was developed and active with no areas having an installed final cover system. The landfill utilized the total cost estimate and a ratio between the total volume of waste accumulated within the landfill and the total estimated capacity of the entire permit area to determine the annual financial assurance requirement. Based on the current configuration of the landfill, this approach required modification to more accurately reflect the estimated total current cost of its solid waste landfill closure and postclosure care costs.

In accordance with GASB Statement No. 18, the Nation performed an annual reevaluation in 2024 of the estimated total current cost of its landfill closure and postclosure care. Based upon the annual reevaluation of closure and postclosure cost estimates, the amount reported as Landfill Closure and Postclosure Care Liability (included in other noncurrent liabilities) of \$7,795,000 at September 30, 2024, includes an increase of \$291,000 resulting from the annual reevaluation. Subsequent increases will be dictated primarily by inflationary factors and changes to the closure and postclosure requirements, such as a change in facility design or increases in waste disposal area.

Landfill closure liability activity for the year ended September 30, 2024, is as follows (dollars in thousands):

	<u>Balance, September 30, 2023</u>	<u>Additions</u>	<u>Deductions</u>	<u>Balance, September 30, 2024</u>	<u>Current Portion</u>	<u>Long-Term Portion</u>
Landfill closure liability	7,504	291	-	7,795	-	7,795
Total landfill closure liability	<u>\$ 7,504</u>	<u>\$ 291</u>	<u>\$ -</u>	<u>\$ 7,795</u>	<u>\$ -</u>	<u>\$ 7,795</u>

The Nation makes annual contributions to a restricted bank account to finance closure and postclosure care. At September 30, 2024, restricted cash, cash equivalents and investments of approximately \$7,511,000 were held for these purposes. The Nation expects that future inflation costs will be paid from interest earnings on these annual contributions. However, if interest earnings are inadequate or additional postclosure care requirements are necessary (due to changes in technology or applicable laws or regulations, for example), such costs may need to be funded by charges to future landfill users or other revenue sources.

16. RISK MANAGEMENT AND SELF-INSURED HEALTH PLANS

The Nation manages its risk exposures through risk retention and the purchase of insurance. In the area of health benefits, the Nation utilizes a modified self-insured program with a third-party administrator. Claims for benefits are paid by the Nation to a level of \$500,000 per year per employee. Amounts over \$500,000 per employee are subject to reimbursement by the insurance company.

The Nation is self-insured against employee health and short-term disability claims incurred under its employee group health disability plan. The maximum liability risk to the Nation is \$500,000 per employee per year for employee health. Any claims in excess of this limit are covered by insurance. Significant insurable exposures other than health claims are covered by commercial insurance. For insured exposures, there were no significant reductions in insurance coverage during the year ended September 30, 2024. Additionally, settlement amounts have not been in excess of insurance coverage in each of the past three years.

The Nation’s reported employee health claims liability of \$9,071,000 at September 30, 2024, has been recorded in accordance with GASB Statement No. 10, *Accounting and Financial Reporting for Risk Financing and Related Insurance Issues*, which requires that a liability for claims be reported if information prior to the issuance of the financial statements indicates that it is probable that a liability has been incurred at the date of the financial statements and the amount of the loss can be reasonably estimated.

The claims liability has been estimated based upon historical claims experience. The Nation believes that this method of estimating the liability is sufficient to determine the amount of open claims and to provide for claims that have been incurred but not reported (IBNR). Changes in the reported liability are as follows (dollars in thousands):

Fiscal Year	Balance at Beginning of Year	Claims and Changes in Estimates	Claim Payments	Balance at End of Year
2022	\$4,097	\$39,444	(\$38,440)	\$5,101
2023	\$5,101	\$48,097	(\$47,827)	\$5,371
2024	\$5,371	\$55,645	(\$51,945)	\$9,071

The claims above are expected to be paid from currently available financial resources and are included in Governmental Activities – Internal Services Funds in the accompanying Proprietary Funds Statement of Net Position, as other current liabilities.

Workers’ Compensation benefits are provided within the All-Lines Aggregate (ALA) program and comply with our Tribal Workers’ Compensation Act (TWCA). There is a \$150,000 retention on each claim. The maximum benefit is \$10,000,000 per person/per claim for compensation and other benefits which is equal to the amount CNB/CNE carries; and is in agreement with our Employers Liability limit which remains at \$10,000,000 per person/claim.

The first \$150,000 of risk is retained on all coverage lines within the All-Lines Aggregate (ALA) program which includes Tribal Officials Errors and Omissions Coverage. The ALA program responds to losses over the \$150,000 retention/deductible level. A Stop Loss equivalent to 1.8% of payroll is in place to limit the Nation’s exposure. Program design also includes *Clash Coverage* which further limits the Nation’s exposure by applying only one \$150,000 retention per insured incident regardless of the number of coverage lines that may apply arising out of a single Occurrence. Coverage provided by the ALA program includes the following liability coverage on a \$10,000,000 per occurrence basis: Comprehensive General Liability, Products/Completed Operations Contractual Liability, Special Events Liability, Sexual Misconduct Liability, Fire Legal Liability, Cemetery Malpractice, Law Enforcement Professional Liability, Medical Malpractice including Hospital/Clinic Malpractice, Liquor Liability, Innkeepers Liability, Automobile Liability including Non-Owned Automobile Liability, Auto Medical Payments, Uninsured and Underinsured Motorist, Automobile Physical Damage, Garage Keeper’s Legal Liability and Valet Parking Liability. The following coverage lines are provided on a Claims-made basis with a limit of \$10,000,000 each occurrence and in the Aggregate: Tribal Officials Liability, Miscellaneous Professional Errors and Omissions Liability, Employee Benefit Liability, and Employment Practices Liability. The retroactive date of October 1, 2003, applies to all coverage lines within this class.

A \$15,000,000 Umbrella (Excess) Liability policy continues to be maintained and follows the form of underlying coverage. Another excess liability policy provides \$65,000,000 excess of \$25,000,000. This brings the Nation’s ALA limit to \$80,000,000. The Fiduciary Liability policy provides \$5,000,000 in coverage with excess policies providing an additional \$20,000,000 in coverage increasing the Fiduciary Liability limit to \$25,000,000.

A Drone Liability policy has a \$3,000,000 limit of liability.

The Earthquake limit on the Commercial Property policy is \$5,000,000; and the Flood limit is \$10,000,000. It should be noted that the commercial property losses are included in the ALA Stop Loss. Also, under the Commercial Property policy Course of Construction limit remains at \$25,000,000; Cyber Liability remains in effect with a \$10,000,000 limit and an applicable \$500,000 retention. Another \$5,000,000 Excess Cyber policy was purchased, increasing the Cyber Liability limit to \$15,000,000. A standalone Pollution Liability policy provides a \$10,000,000 Limit with \$25,000 retention per contamination. A Crime policy is maintained providing a \$10,000,000 per occurrence loss limit with a deductible of \$50,000. The Owners Protective Professional Indemnity Policy (OPPI) continues to provide a 10-Year Extended Reporting Period for the Tahlequah Outpatient Health Center.

A Tribal Controlled Insurance Program (TCIP) was put into place for the construction of the New Hospital located in Tahlequah. This facility is estimated to be 400,000 sq. ft., with an estimated cost of \$450,000,000. The TCIP Program includes all General Liability \$4,000,000 limit, Workers Compensation \$1,000,000 limit, Contractors Pollution Liability \$10,000,000 limit, and Excess Liability layered to \$100,000,000 limit. This TCIP Program also includes Builders Risk coverage for the project. This program will run the entirety of the New Hospital project.

CNB provides employee health coverage under two separate self-insured group health plans covering different groups of employees. Additionally, CNB provides fully insured health and welfare benefits for certain employees overseas. At September 30, 2024, there was no longer a maximum liability per participant per plan year. Self-insurance liabilities are estimated based on claims experience and are included in accounts payable and accrued liabilities in the accompanying statements of net position. Information concerning the changes in the CNB self-insurance medical liability reported as accounts payable and accrued liabilities in CNB’s statement of net position follows (dollars in thousands):

Fiscal Year	Balance at Beginning of Year	Claims and Changes in Estimates	Claim Payments	Balance at End of Year
2022	\$6,653	\$35,543	(\$35,461)	\$6,735
2023	\$6,735	\$48,832	(\$49,879)	\$5,688
2024	\$5,688	\$45,670	(\$44,859)	\$6,499

17. EMPLOYEE RETIREMENT PLAN

The following brief descriptions of the Nation’s retirement plans are provided for general information purposes only. Participants should refer to the applicable plan documents for more complete information. The Nation sponsors a defined contribution 401(a) retirement plan, which utilizes BOK Financial as custodian and the Cherokee Nation Pension Committee as trustee. A defined contribution plan provides retirement benefits in return for services rendered, provides an individual account for each participant, and specifies how contributions to the individual’s account are to be determined. Under a defined contribution plan, the benefits a participant will receive depend solely on the amount contributed to the participant’s account, the returns earned on investments of those contributions, and forfeitures of other participants’ benefits that may be allocated to such participant’s account. All regular full-time and regular part-time employees who have attained at least 18 years of age are eligible to participate in the plan upon employment. The plan year is January 1 through December 31. Participants become fully vested after four years of participation in the plan. Employees may contribute from 1% to 50% of their gross salary, and after 6 months of service the Nation will match 100% for the first 5% and 50% of the next 4%. The plan is administered by the Director of Human Resources, with input from the Nation’s Pension

Committee. The Pension Committee consists of the plan administrator and employees of the Nation. The plan administrator is responsible for amending the plan’s provisions, including contribution requirements.

The Nation’s primary government total gross payroll for fiscal year 2024 was approximately \$362,922,000, which included approximately \$352,375,000 for employees covered by the plan. Contributions to the 401(a) plan for 2024 were approximately \$28,607,000. Contributions expressed in dollars and percentage of covered payroll were: Nation \$11,908,000, 3.4% and participants \$16,699,000, 4.7%.

The Nation’s required contribution and percentage of contribution for fiscal year 2024 and the two preceding years follows:

<u>Fiscal Year</u>	<u>Required Contribution</u>	<u>Percentage Contribution</u>
2022	\$10,196	100%
2023	\$10,146	100%
2024	\$11,908	100%

The Cherokee Nation Elected and Appointed Officials’ 401(k) Plan and Trust is a qualified defined contribution plan established by the Nation for the benefit of the Nation’s eligible elected and appointed officials. This plan is intended to constitute a qualified profit-sharing plan within the meaning of Code Section 401(a), and all regulations issued under the Code (the “Regulations”), to the extent applicable to a governmental plan. This plan does not elect to be subject to provisions of the Code that are not applicable to a governmental plan nor, unless specifically provided, to any of the provisions of the Employee Retirement Income Security Act of 1974. Contributions to the CN Elected and Appointed Officials’ 401(k) plan for 2024 were \$458,000 of which \$173,000 was required and made by the Nation and \$285,000 was made by participants.

CNB employees are eligible to participate in various 401(k) savings plans as follows:

The Cherokee Nation Businesses, LLC 401(k) Plan (the Plan) allows full-time employees of CNB and certain component units who have two months of service and are at least 21 years of age to participate in the Plan. Under the provisions of the Plan, participants may elect to contribute from 1% to 90% of their eligible compensation up to the Internal Revenue Service annual limit, for which CNB and these component units will match 100% of the first 6% contributed. During 2024, participating employees contributed \$52,400,000 with employer-matching contributions of \$29,900,000 to the Plan.

At September 30, 2024, liabilities under deferred compensation and long-term incentive compensation arrangements for executives of CNB and its component units totaled \$6,400,000 which has been recorded as accounts payable and accrued liabilities.

CNCCA has adopted a 401(k) retirement plan for its employees. Employees are eligible to participate beginning six months from the date of employment, with a minimum of 1,000 hours of service. Employees may contribute up to 50% of their compensation to the plan subject to maximum contributions established by the IRS. CNCCA makes matching contributions up to 3% of an eligible employee’s annual compensation. Employer contributions to the plan fully vest after three years of participation. CNCCA’s total contributions for the year ended September 30, 2024, were approximately \$74,000. The plan also has a profit-sharing provision. The amount of the profit-sharing contribution is at the discretion of the board of CNCCA. Profit-sharing contributions are fully vested after three years of participation. CNCCA made no profit-sharing contributions for the year ending September 30, 2024.

CNHHS has a defined contribution plan covering substantially all employees. Pension expense is recorded for the amount of CNHHS's required contributions, determined in accordance with the terms of the plan. The plan is administered by a board of trustees appointed by CNHHS's Governing Board. The plan provides retirement and death benefits to plan members and their beneficiaries. Benefit provisions are contained in the plan document and were established, and can be amended, by action of CNHHS's governing body. Contribution rates for the plan members and CNHHS expressed as a percentage of covered payroll were 1.0% and 0.0%, respectively, for 2024. Contributions made by plan members were \$39,000 and none by CNHHS during 2024.

CNF has a defined contribution plan in the form of a simple IRA. The plan allows for employee deferrals into the plan along with a company match of 3%. During 2023, the organization contributed \$10,000 to the plan for the benefit of their employees.

18. RELATED PARTY TRANSACTIONS

The Nation requires monthly dividend payments from component units, organized under the Nation's laws, based on a percentage of net income (37% as of September 30, 2024). Required dividend payments and special dividends paid to the Nation by component units totaled \$85,526,000 (which includes an accrual of \$4,039,000) at September 30, 2024.

Cherokee Nation Businesses, LLC (CNB)

Contributions of \$3,141,000 in 2024 in support of the Cherokee Nation Gaming Commission.

Contributions of \$6,210,000 in 2024 in support of various Cherokee Nation programs.

Contributions of \$14,416,000 in 2024 in support of Cherokee Nation economic development and cultural development activities.

Contributions of \$12,616,000 in 2024 for Cherokee Nation capital asset acquisitions and improvements.

Contributions of \$630,000 in 2024 in support of the Cherokee Nation Foundation.

CNE also collects a tribal tax on Oklahoma food and beverage, tobacco, merchandise and other retail sales, which is remitted to the Cherokee Nation Tax Commission. CNE remitted tribal taxes of \$3,800,000 in 2024. These tax collections are not recorded as revenues or expenses in the combining statement of revenues, expenses and changes in net position – component units.

CNE has entered into a management agreement with the Nation for use of land in Tahlequah to operate a convenience store. The term of the agreement is 25 years, and the agreement is renewable for an additional 25 years at the cost of \$1 per year.

During 2019, the board of directors of CNB and related entities approved the funding for the Career Readiness Act; the Durbin Feeling Language Act; and the Housing, Jobs, and Sustainable Communities Act for a total of up to \$40,000,000 by the end of 2024. In 2024, \$5,500,000 was transferred to the Nation related to this commitment. These acts had an end date of September 30, 2024, so there is no remaining CNB funding commitment at September 30, 2024.

Housing Authority of the Cherokee Nation of Oklahoma (HACN)

The HACN has recorded \$32,554,000 in grant revenue in 2024, which is the result of pass-through funding from the Nation in relation to the Nation's HUD funding. The Nation also passed through other federal grant funds to the HACN in the amount of \$61,833,000 in 2024. Also, the HACN has recorded as

“Other Income” \$1,747,000 in 2024 of non-federal funds received from the Nation for use in providing housing services.

Cherokee Health Partners, LLC (CHP)

During 2024, the Nation received payments related to the sale and dissolution of CHP (see *Note 1*).

Cherokee National Historical Society, Inc (CNHS)

In November 2005, the Nation, CNE, and the CNHS entered into a MOA to further the parties, shared mission to preserve the culture and history of the Cherokees by assigning duties to the party that can best perform those duties. Beginning in 2016, operations associated with the gift shop at the Cherokee Heritage Center were recorded in the operating results of CNB rather than CNE. CNHS remained responsible for all charitable fundraising, maintaining memberships, operating the museum and teaching the Cherokee Humanities Course.

The Nation performed all remaining operational and educational functions such as accounting, purchasing, contracts, human resources, information technology, and facilities maintenance. The MOA is renewable annually upon agreement of the entities involved.

On September 24, 2020, CNHS started a formal transition process to transfer all interests in the Heritage Center, including archives and collections, to the Nation for long-term stewardship and management. In March 2022, governance of CNHS approved the transfer of assets to the Nation.

In February 2021, the Cherokee National Historical Society Corporation was incorporated with the future intent of taking over operations undertaken by CNHS. The Cherokee National Historical Society Corporation had no activity prior to September 30, 2021.

19. COMMITMENTS AND CONTINGENCIES

Federal Grants

In the normal course of operations, the Nation and certain of its component units receive significant federal funding from various federal agencies. The ability of the Nation to continue receiving this funding could be impacted by federal budgetary policies and practices. The grant programs are subject to audits by agents of the granting authority, the purpose of which is to ensure compliance with conditions precedent with the granting of funds. Management does not believe any liability for reimbursement which may arise as the result of these audits will be material.

Construction Commitments

At September 30, 2024, the Nation had various construction projects underway using Fiscal Recovery Funds and various Capital Projects Funds. The open commitments for those construction projects at September 30, 2024, totaled \$471,555,000 including Fiscal Recovery Funds of \$255,275,000, Child Development Centers Expansion projects of \$18,950,000, a new healthcare center of \$14,822,000, a new wellness center of \$5,158,000 and new hospital construction of \$177,350,000. These remaining costs are expected to be incurred during 2025.

COVID-19 Pandemic and Related Federal Funding

On March 11, 2020, the World Health Organization designated the SARS-CoV-2 virus and the incidence of COVID-19 as a global pandemic. The Nation received a significant amount of funding under the CARES Act and ARPA and continued to expend this funding during 2024. The extent of the COVID-19 pandemic’s effect on the Nation’s operating results and financial condition has been and will continue to be driven by many factors, most of which are beyond the Nation’s control and ability to forecast. Because of these and other uncertainties, the Nation cannot estimate the length or severity of the continued effects

and the federal response to the pandemic on the Nation's operations. Decreases in cash flows and results of operations may have an effect on debt covenant compliance and on the inputs and assumptions used in significant accounting estimates. The Nation and its component units will continue to monitor their compliance with the terms and conditions of the CARES Act, ARPA, and other federal guidance that continues to be released, as well as the impact as a result of the pandemic on their revenues and expenses.

Other Legal Contingencies

The Nation and its component units are party to various legal proceedings, which normally occur in governmental operations. The legal proceedings, in the opinion of management, based on available information, are not likely to have a material adverse impact on the affected funds of the Nation.

CNB Matters

Under the terms of a licensing agreement, CNE branded its Catoosa property under the Hard Rock Casino & Resort name. This agreement is through December 2028 as long as the Compact is in place. A requirement of the agreement is that CNE must meet certain operational and capital standards.

HACN Matters

The HACN has provided a "Tax Credit Recapture Guarantee" to the Limited Partners of Jay Senior Housing, Stilwell Senior Housing, Northview Estates, and the Wisdom Keepers Limited Partnerships (third party syndicators of the tax credits) should the IRS disallow the use of any of the tax credits being marketed to third party investors by the Limited Partners. The aggregate tax credits provided through these partnerships were approximately \$13,600,000. The HACN has also provided an "Operating Deficit Guarantee" which would require the Housing Authority to provide capital for operations should the need arise. To date, the HACN has not been required to provide any "Deficit Guarantee" funding, and management of the HACN does not believe funding for Deficit Guarantee or Tax Credit Recapture will be required in the future.

Loan Guarantees

The Nation approved loan guarantees for CNHHS up to \$786,000.

20. SUBSEQUENT EVENTS

Cherokee Nation reached a settlement agreement with the United States in the trust accounting case in 2025.

Other Supplementary Information



Cherokee National Treasures





Tommy Wildcat
Blowguns & Flute Making



Tʰᵒᵗᵉᵗ ᵗᵗᵛᵖᵗᵗ ᵉᵉᵛ ᵗᵗᵉᵉᵗᵗᵗ
Weaving
OUR FUTURE

Nonmajor Governmental Funds

Cherokee National Treasures



Dennis Sixkiller
Language



Tʰᵒᵐᵉᵗ ᵗˢᵛᵑˢᵃ ᵉᵉᵛ ᵑᵉᵉᵉᵑᵗ

Weaving

OUR FUTURE

Governmental Fund Types – Governmental funds are those through which most governmental functions of the Nation are financed. The acquisition, use and balances of the Nation’s expendable financial resources and the related liabilities (except those accounted for in proprietary funds) are accounted for through governmental funds. Governmental fund types use the current financial resources measurement focus. This measurement focus is based upon the receipt and disbursement of current available financial resources rather than upon net income.

Special Revenue Funds – Special revenue funds are used to account for the proceeds of government grants or other specific revenue sources that are restricted by law or administrative action to finance particular functions or activities of the Nation. These funds include:

- **Self Governance DOI - Other** – Established to account for funds received under the Nation’s self governance compact with the United States Government. These funds are used to administer a number of programs under the Department of Interior relating to education, health and welfare, and tribal government within the Nation’s reservation.
- **Sequoyah Education** – Established to account for grant funds received from the Department of the Interior and the Department of Education to help fund the education programs of Sequoyah High School.
- **Talking Leaves Job Corps** – Established to account for funds received from the Department of Labor for counseling, training and job placement of disadvantaged youth.
- **Diabetes** – Established to account for Department of Health and Human Services Diabetes Grant funds used to purchase diabetic medicines and supplies, promote awareness and provide assistance to diabetic patients.
- **Food Distribution** – Established to account for Department of Agriculture food products provided to the Nation and grant funds used to pay administrative and program costs of a program which provides food to eligible Indian families.
- **Women, Infants, and Children** – Established to account for grant funds received from the Department of Agriculture to supply supplemental food and nutrition education to women and children at nutritional risk.
- **Head Start** – Established to account for grant funds from the Department of Health and Human Services to provide comprehensive health, educational, nutritional, social, and other services primarily to economically disadvantaged preschool Indian children.
- **HUD** – Established to account for grant funds received from the Department of Housing and Urban Development (HUD) to improve living conditions and renovate homes of Indian residents.
- **Self Governance DOT TTSGP** – Established to account for funds received under the Nation’s self governance compact with the United States Government. These funds are used to administer a number of programs under the Department of Transportation Tribal Transportation Self-Governance Program relating to road construction, planning and transit projects within the Nation’s reservation.
- **Other Grants** – Established to account for various sources of grant funds used to fund specific program activities.
- **Tribal Judgment Funds** – Established to account for monies received by the Nation from the settlement of disputes with the United States Government. The judgment funds are expended in accordance with plans for use and distribution adopted by the Nation and approved as applicable, by the DOI. The judgment funds are held and invested by the DOI Office of Trust Fund Management (OTFM) on behalf and for the benefit of the Nation.
- **Tribal Trusts** – Established to account for income received from external users of tribal lands, such as oil and gas royalties. The DOI OTFM administers these funds which may be expended upon request and approval by the DOI.

Permanent Funds – Permanent funds are used to report resources that are legally restricted to the extent that only earnings, and not principal, may be used for purposes supporting the Nation’s programs.

- **Sequoyah Endowment** – Established to account for funds endowed from the Louise K. Green-Matthews Grant in Environmental Science. The income from the grant is to be used to encourage Cherokee students of at least one-quarter blood quantum to engage in furthering their education in the Environmental Science field.
- **Gammon Education Trust** – Established to account for funds endowed by Glenn L. and Faye V. Gammon Trust. The income from this education trust may be used to provide tuition and related educational assistance while students attend any accredited college or university located in the continental United States. The Cherokee students must be at least one-quarter blood quantum.

CHEROKEE NATION

COMBINING BALANCE SHEET - NONMAJOR GOVERNMENTAL FUNDS

SEPTEMBER 30, 2024

(Dollars in Thousands)

	Special Revenue Funds										Permanent Funds			Total Nonmajor Governmental Funds			
	Self Governance DOI-Other	Sequoyah Education	Talking Leaves Job Corps	Diabetes	Food Distribution	Women, Infants, & Children	Head Start	HUD	Self Governance DOT TTSGP	Other Grants	Tribal Judgment Funds	Tribal Trusts	Total		Sequoyah Endowment	Gammon Education Trust	Total
ASSETS																	
Cash and cash equivalents	\$ 80,067	\$ 25,262	\$ 73	\$ -	\$ -	\$ -	\$ -	\$ 25,746	\$ 49,978	\$ 66,568	\$ 1,522	\$ 1,251	\$ 250,467	\$ -	\$ -	\$ -	\$ 250,467
Investments	25,632	-	-	-	-	-	-	48,998	74,818	-	11,504	3,907	164,859	-	-	-	164,859
Receivables, net	2	-	2,368	-	1,172	2,576	924	3,520	-	21,800	-	-	32,362	-	-	-	32,362
Interest receivable	1,165	-	-	-	-	-	-	762	1,786	-	106	44	3,863	-	-	-	3,863
Due from other funds	-	-	-	378	-	-	-	-	-	23,006	-	9	23,393	-	-	-	23,393
Inventories	-	-	-	-	1,504	-	-	-	-	-	-	-	1,504	-	-	-	1,504
Other current assets	-	-	-	632	-	665	-	8	-	-	-	-	1,305	-	-	-	1,305
Restricted cash, cash equivalents and investments	-	-	-	-	-	-	-	-	-	-	-	-	-	243	334	577	577
Long term notes receivable	-	-	-	-	-	-	-	1,133	-	-	-	-	1,133	-	-	-	1,133
Total assets	\$ 106,866	\$ 25,262	\$ 2,441	\$ 1,010	\$ 2,676	\$ 3,241	\$ 924	\$ 80,167	\$ 126,582	\$ 111,374	\$ 13,132	\$ 5,211	\$ 478,886	\$ 243	\$ 334	\$ 577	\$ 479,463
LIABILITIES, DEFERRED INFLOWS OF RESOURCES, AND FUND BALANCES																	
Liabilities:																	
Accrued liabilities	\$ 74	\$ -	\$ -	\$ 30	\$ -	\$ -	\$ -	\$ -	\$ -	\$ 46	\$ -	\$ -	\$ 150	\$ -	\$ -	\$ -	\$ 150
Due to other funds	21,922	3,940	2,441	-	1,172	3,169	924	5,863	22,285	33,084	1,813	-	96,613	-	-	-	96,613
Due to component unit	153	-	-	-	-	-	-	4,577	-	2,018	-	-	6,748	-	-	-	6,748
Unearned revenue	84,717	19,427	-	980	1,504	72	-	62,470	104,297	38,567	-	-	312,034	-	-	-	312,034
Total liabilities	106,866	23,367	2,441	1,010	2,676	3,241	924	72,910	126,582	73,715	1,813	-	415,545	-	-	-	415,545
Deferred inflows of resources:																	
Unavailable revenue - notes receivables	-	-	-	-	-	-	-	1,133	-	-	-	-	1,133	-	-	-	1,133
Total deferred inflows of resources	-	-	-	-	-	-	-	1,133	-	-	-	-	1,133	-	-	-	1,133
Fund balances:																	
Nonspendable	-	-	-	632	-	-	-	-	-	-	-	-	632	134	291	425	1,057
Restricted	-	1,895	-	-	-	-	-	6,124	-	37,659	11,319	5,211	62,208	109	43	152	62,360
Unassigned	-	-	-	(632)	-	-	-	-	-	-	-	-	(632)	-	-	-	(632)
Total fund balances	-	1,895	-	-	-	-	-	6,124	-	37,659	11,319	5,211	62,208	243	334	577	62,785
Total liabilities and fund balances	\$ 106,866	\$ 25,262	\$ 2,441	\$ 1,010	\$ 2,676	\$ 3,241	\$ 924	\$ 80,167	\$ 126,582	\$ 111,374	\$ 13,132	\$ 5,211	\$ 478,886	\$ 243	\$ 334	\$ 577	\$ 479,463

CHEROKEE NATION

**COMBINING STATEMENT OF REVENUES, EXPENDITURES AND CHANGES IN FUND BALANCES - NONMAJOR GOVERNMENTAL FUNDS
FOR THE YEAR ENDED SEPTEMBER 30, 2024**

(Dollars in Thousands)

	Special Revenue Funds											Permanent Funds			Total Nonmajor Governmental Funds		
	Self Governance DOI-Other	Sequoyah Education	Talking Leaves Job Corps	Diabetes	Food Distribution	Women, Infants, & Children	Head Start	HUD	Self Governance DOT TTSGP	Other Grants	Tribal Judgment Funds	Tribal Trusts	Total	Sequoyah Endowment		Gammon Education Trust	Total
Revenues:																	
Intergovernmental	\$ 32,581	\$ 12,116	\$ 8,924	\$ 6,583	\$ 16,069	\$ 9,455	\$ 11,192	\$ 38,703	\$ 26,175	\$ 108,641	\$ -	\$ -	\$ 270,439	\$ -	\$ -	\$ -	\$ 270,439
Interest	6,071	1,154	-	-	-	-	-	2,926	5,704	223	1,447	567	18,092	12	17	29	18,121
Third party revenues	-	-	-	-	-	-	-	-	-	5,959	-	-	-	-	-	-	5,959
Trust fund revenue	-	-	-	-	-	-	-	-	-	-	-	117	117	-	-	-	117
Other	60	-	-	-	122	-	2,382	341	-	3,620	-	-	6,525	-	-	-	6,525
Total revenues	38,712	13,270	8,924	6,583	16,191	9,455	13,574	41,970	31,879	118,443	1,447	684	301,132	12	17	29	301,161
Expenditures:																	
Current operating:																	
Tribal government	22,675	-	-	-	-	-	-	-	-	4,838	-	-	27,513	-	-	-	27,513
Health services	-	-	-	6,583	-	8,979	-	-	-	39,328	-	-	54,890	-	-	-	54,890
Education services	3,030	12,173	8,924	-	-	-	13,574	-	-	5,099	-	-	42,800	-	-	-	42,800
Human services	3,952	-	-	-	15,161	550	-	-	-	22,818	-	-	42,481	-	-	-	42,481
Community services	2,598	-	-	-	-	-	-	37,521	25,322	11,540	-	-	76,981	-	-	-	76,981
Capital outlay	466	120	-	-	1,705	-	-	-	853	6,508	-	-	9,652	-	-	-	9,652
Total expenditures	32,721	12,293	8,924	6,583	16,866	9,529	13,574	37,521	26,175	90,131	-	-	254,317	-	-	-	254,317
Excess (deficiency) of revenues over (under) expenditures	5,991	977	-	-	(675)	(74)	-	4,449	5,704	28,312	1,447	684	46,815	12	17	29	46,844
Other financing sources (uses):																	
Insurance recoveries, net	-	-	-	-	-	-	-	-	-	46	-	-	46	-	-	-	46
Transfers in	80	-	-	-	675	74	-	-	-	974	-	-	1,803	-	-	-	1,803
Transfers out	(6,071)	-	-	-	-	-	-	-	(5,704)	(1,724)	-	-	(13,499)	-	-	-	(13,499)
Total other financing sources (uses)	(5,991)	-	-	-	675	74	-	-	(5,704)	(704)	-	-	(11,650)	-	-	-	(11,650)
Net change in fund balances	-	977	-	-	-	-	-	4,449	-	27,608	1,447	684	35,165	12	17	29	35,194
Fund balance, October 1, 2023	-	918	-	-	-	-	-	1,675	-	10,051	9,872	4,527	27,043	231	317	548	27,591
Fund balance, September 30, 2024	\$ -	\$ 1,895	\$ -	\$ -	\$ -	\$ -	\$ -	\$ 6,124	\$ -	\$ 37,659	\$ 11,319	\$ 5,211	\$ 62,208	\$ 243	\$ 334	\$ 577	\$ 62,785

Nonmajor Enterprise Funds

Cherokee National Treasures



Bessie Russell
Basketry



Tʰᵒᵗᵉᵗ ᵗᵗᵛᵗᵗᵗ ᵗᵗᵗᵗ ᵗᵗᵗᵗᵗᵗᵗᵗ

Weaving

OUR FUTURE

Enterprise Funds – Enterprise funds are used to account for the Nation’s ongoing organizations and activities which are similar to those often found in the private sector where the intent is that costs of providing goods and services be recovered through user charges. The measurement focus of the Enterprise Funds, the flow of economic resources, is based upon the determination of change in net position, net position and cash flows. The nonmajor enterprise funds of the Nation include:

- **CN Sanitary Landfill** – Utilized to account for the solid waste landfill operations and closure/postclosure for the landfill located near Stilwell, Oklahoma.
- **EDTA** - Established by Tribal Council Legislative Act 36-89 as a mechanism to promote economic development. Its mission is to provide opportunities for income generation through economic development, to provide loans for business creation/expansion, and to provide loans to qualified individuals whom have traditionally been denied by conventional lending sources.

CHEROKEE NATION**COMBINING STATEMENT OF NET POSITION - NONMAJOR ENTERPRISE FUNDS****SEPTEMBER 30, 2024****(Dollars in Thousands)**

	CN Sanitary Landfill	EDTA	Total
ASSETS			
Current assets:			
Cash and cash equivalents	\$ 820	\$ 1,985	\$ 2,805
Receivables, net	343	4	347
Notes receivable, current	-	2,589	2,589
Total current assets	<u>1,163</u>	<u>4,578</u>	<u>5,741</u>
Noncurrent assets:			
Restricted cash, cash equivalents and investments	7,511	-	7,511
Long-term notes receivable, net	-	13,968	13,968
Capital assets, net	3,123	-	3,123
Total noncurrent assets	<u>10,634</u>	<u>13,968</u>	<u>24,602</u>
Total assets	<u>11,797</u>	<u>18,546</u>	<u>30,343</u>
LIABILITIES			
Current liabilities:			
Current portion of long-term debt	-	68	68
Due to other funds	268	838	1,106
Other current liabilities	-	36	36
Total current liabilities	<u>268</u>	<u>942</u>	<u>1,210</u>
Noncurrent liabilities:			
Long-term debt	-	466	466
Other liabilities	7,795	-	7,795
Total noncurrent liabilities	<u>7,795</u>	<u>466</u>	<u>8,261</u>
Total liabilities	<u>8,063</u>	<u>1,408</u>	<u>9,471</u>
NET POSITION			
Net investment in capital assets	3,123	-	3,123
Unrestricted	611	17,138	17,749
Total net position	<u>\$ 3,734</u>	<u>\$ 17,138</u>	<u>\$ 20,872</u>

CHEROKEE NATION

COMBINING STATEMENT OF REVENUES, EXPENSES AND CHANGES IN FUND NET POSITION - NONMAJOR ENTERPRISE FUNDS FOR THE YEAR ENDED SEPTEMBER 30, 2024 (Dollars in Thousands)

	CN Sanitary Landfill	EDTA	Total
Operating revenues:			
Charges for services and goods	\$ 843	\$ 1	\$ 844
Interest income, loans	-	801	801
Other	-	210	210
Total operating revenues	<u>843</u>	<u>1,012</u>	<u>1,855</u>
Operating expenses:			
Salaries and wages	556	-	556
Other services and charges	748	385	1,133
Materials and supplies	53	-	53
Depreciation	577	-	577
Total operating expenses	<u>1,934</u>	<u>385</u>	<u>2,319</u>
Operating income (loss)	<u>(1,091)</u>	<u>627</u>	<u>(464)</u>
Nonoperating revenues (expenses):			
Interest income	385	-	385
Interest expense	(8)	(6)	(14)
Net nonoperating revenues (expenses)	<u>377</u>	<u>(6)</u>	<u>371</u>
Income (loss) before transfers	(714)	621	(93)
Transfers in	<u>6,696</u>	<u>1,316</u>	<u>8,012</u>
Change in net position	5,982	1,937	7,919
Total net position (deficit) - beginning	<u>(2,248)</u>	<u>15,201</u>	<u>12,953</u>
Total net position - ending	<u>\$ 3,734</u>	<u>\$ 17,138</u>	<u>\$ 20,872</u>

CHEROKEE NATION

COMBINING STATEMENT OF CASH FLOWS - NONMAJOR ENTERPRISE FUNDS FOR THE YEAR ENDED SEPTEMBER 30, 2024

(Dollars in Thousands)

	CN Sanitary Landfill	EDTA	Total
Cash flows from operating activities:			
Receipts from customers	\$ 854	\$ 1	\$ 855
Payments to suppliers	(510)	(316)	(826)
Payments to employees	(556)	-	(556)
Internal activity - payments (to)/from other funds	(3,408)	968	(2,440)
Issuance of notes receivable	-	(7,453)	(7,453)
Principal received on notes receivable Interest received on notes receivable	-	4,539	4,539
	-	801	801
Other receipts	-	210	210
Net cash used for operating activities	<u>(3,620)</u>	<u>(1,250)</u>	<u>(4,870)</u>
Cash flows from noncapital financing activities:			
Transfer from other funds	6,696	1,316	8,012
Principal paid on notes payable	-	(70)	(70)
Interest paid on notes payable	-	(6)	(6)
Net cash provided by noncapital financing activities	<u>6,696</u>	<u>1,240</u>	<u>7,936</u>
Cash flows from capital and related financing activities:			
Purchases of capital assets	(2,007)	-	(2,007)
Principal paid on capital debt and direct financing obligations	(464)	-	(464)
Interest paid on capital debt and direct financing obligations	(8)	-	(8)
Proceeds from sales of capital assets	254	-	254
Net cash used for capital and related financing activities	<u>(2,225)</u>	<u>-</u>	<u>(2,225)</u>
Cash flows from investing activities:			
Interest received	322	-	322
Net cash provided by investing activities	<u>322</u>	<u>-</u>	<u>322</u>
Net increase (decrease) in cash and cash equivalents	1,173	(10)	1,163
Cash and cash equivalents, October 1, 2023	<u>7,158</u>	<u>1,995</u>	<u>9,153</u>
Cash and cash equivalents, September 30, 2024	<u>\$ 8,331</u>	<u>\$ 1,985</u>	<u>\$ 10,316</u>
Cash and cash equivalents consist of:			
Unrestricted cash and cash equivalents	\$ 820	\$ 1,985	\$ 2,805
Restricted cash, cash equivalents and investments	7,511	-	7,511
Total Cash and Cash Equivalents, September 30, 2024	<u>\$ 8,331</u>	<u>\$ 1,985</u>	<u>\$ 10,316</u>
Reconciliation of operating income (loss) to net cash used for operating activities:			
Operating income (loss)	\$ (1,091)	\$ 627	\$ (464)
Adjustments to reconcile operating income (loss) to net cash provided by operating activities:			
Depreciation expense	577	-	577
Change in assets and liabilities:			
Receivables, net	11	127	138
Notes receivable	-	(2,845)	(2,845)
Accounts and other payables	(3,117)	841	(2,276)
Net cash used for operating activities	<u>\$ (3,620)</u>	<u>\$ (1,250)</u>	<u>\$ (4,870)</u>

Internal Service funds are used to account for the financing of goods and services provided by one fund to other funds within the Nation on a cost reimbursement basis.

- **Internal Leases** is used to account for the cost to maintain certain buildings for use by other funds of the Nation.
- **Fringe Pool** is used to account for the cost of fringe benefits, including the Nation's self-insured health care benefits and workers' compensation benefits, used by other funds of the Nation.
- **Indirect Cost Pool** is used to account for the cost of providing certain services for a common or joint purpose benefiting more than one cost objective and not readily assignable to the cost objectives specifically benefitted, such as accounting, human resources and acquisition management, to other funds of the Nation.

CHEROKEE NATION

COMBINING STATEMENT OF NET POSITION - INTERNAL SERVICE FUNDS

SEPTEMBER 30, 2024

(Dollars in Thousands)

	<u>Internal Leases</u>	<u>Fringe Pool</u>	<u>Indirect Cost Pool</u>	<u>Total</u>
ASSETS				
Current assets:				
Cash and cash equivalents	\$ -	\$ 1,181	\$ 27	\$ 1,208
Receivables, net	-	2,301	403	2,704
Due from other funds	1,192	49,475	-	50,667
Due from component units	-	531	48	579
Inventories	-	-	317	317
Other current assets	-	2,624	37,487	40,111
Total current assets	<u>1,192</u>	<u>56,112</u>	<u>38,282</u>	<u>95,586</u>
Noncurrent assets:				
Capital assets, net	<u>19,873</u>	<u>-</u>	<u>686</u>	<u>20,559</u>
Total noncurrent assets	<u>19,873</u>	<u>-</u>	<u>686</u>	<u>20,559</u>
Total assets	<u>21,065</u>	<u>56,112</u>	<u>38,968</u>	<u>116,145</u>
LIABILITIES				
Current liabilities:				
Accrued liabilities	-	26,572	2,589	29,161
Due to other funds	-	-	38,398	38,398
Due to component unit	-	5	-	5
Compensated absences	-	16,432	-	16,432
Other current liabilities	-	9,071	-	9,071
Total current liabilities	<u>-</u>	<u>52,080</u>	<u>40,987</u>	<u>93,067</u>
Total liabilities	<u>-</u>	<u>52,080</u>	<u>40,987</u>	<u>93,067</u>
NET POSITION				
Net investment in capital assets	19,873	-	686	20,559
Unrestricted (deficit)	<u>1,192</u>	<u>4,032</u>	<u>(2,705)</u>	<u>2,519</u>
Total net position (deficit)	<u>\$ 21,065</u>	<u>\$ 4,032</u>	<u>\$ (2,019)</u>	<u>\$ 23,078</u>

CHEROKEE NATION

**COMBINING STATEMENT OF REVENUES, EXPENSES AND CHANGES IN FUND NET POSITION -
INTERNAL SERVICE FUNDS
FOR THE YEAR ENDED SEPTEMBER 30, 2024
(Dollars in Thousands)**

	<u>Internal Leases</u>	<u>Fringe Pool</u>	<u>Indirect Cost Pool</u>	<u>Total</u>
Operating revenues:				
Charges for services and goods	\$ 7,367	\$ 136,535	\$ 85,624	\$ 229,526
Other	<u>37</u>	<u>-</u>	<u>349</u>	<u>386</u>
Total operating revenues	<u>7,404</u>	<u>136,535</u>	<u>85,973</u>	<u>229,912</u>
Operating expenses:				
Salaries and wages	3,474	150,901	46,031	200,406
Other services and charges	2,882	161	33,007	36,050
Materials and supplies	308	-	2,186	2,494
Depreciation	<u>1,082</u>	<u>-</u>	<u>265</u>	<u>1,347</u>
Total operating expenses	<u>7,746</u>	<u>151,062</u>	<u>81,489</u>	<u>240,297</u>
Operating income (loss)	<u>(342)</u>	<u>(14,527)</u>	<u>4,484</u>	<u>(10,385)</u>
Nonoperating expenses:				
Loss on sale/disposal of capital assets	<u>385</u>	<u>-</u>	<u>5</u>	<u>390</u>
Total nonoperating expenses	<u>385</u>	<u>-</u>	<u>5</u>	<u>390</u>
Income (loss) before transfers	(727)	(14,527)	4,479	(10,775)
Transfers in	<u>-</u>	<u>-</u>	<u>11</u>	<u>11</u>
Change in net position	(727)	(14,527)	4,490	(10,764)
Total net position (deficit) - beginning	<u>21,792</u>	<u>18,559</u>	<u>(6,509)</u>	<u>33,842</u>
Total net position (deficit) - ending	<u>\$ 21,065</u>	<u>\$ 4,032</u>	<u>\$ (2,019)</u>	<u>\$ 23,078</u>

CHEROKEE NATION

**COMBINING STATEMENT OF CASH FLOWS - INTERNAL SERVICE FUNDS
FOR THE YEAR ENDED SEPTEMBER 30, 2024
(Dollars in Thousands)**

	<u>Internal Leases</u>	<u>Fringe Pool</u>	<u>Indirect Cost Pool</u>	<u>Total</u>
Cash flows from operating activities:				
Receipts from customers - other funds	\$ 7,367	\$ 143,491	\$ 86,117	\$ 236,975
Payments to suppliers	(3,190)	-	(53,005)	(56,195)
Payments to employees	(3,474)	(148,642)	(46,031)	(198,147)
Internal activity - payments to/(from) other funds	(447)	5,273	12,972	17,798
Payments on behalf of component units	-	(2,787)	-	(2,787)
Internal activity - payments to/(from) component units	-	2,803	(22)	2,781
Other receipts	37	-	349	386
Net cash provided by operating activities	<u>293</u>	<u>138</u>	<u>380</u>	<u>811</u>
Cash flows from noncapital financing activities				
Transfer from other funds	-	-	11	11
Net cash provided by noncapital financing activities	<u>-</u>	<u>-</u>	<u>11</u>	<u>11</u>
Cash flows from capital and related financing activities:				
Purchases of capital assets	(293)	-	(436)	(729)
Net cash used for capital and related financing activities	<u>(293)</u>	<u>-</u>	<u>(436)</u>	<u>(729)</u>
Net increase (decrease) in cash and cash equivalents	-	138	(45)	93
Cash and cash equivalents, October 1, 2023	-	1,043	72	1,115
Cash and cash equivalents, September 30, 2024	<u>\$ -</u>	<u>\$ 1,181</u>	<u>\$ 27</u>	<u>\$ 1,208</u>
Cash and cash equivalents consist of:				
Unrestricted cash and cash equivalents	\$ -	\$ 1,181	\$ 27	\$ 1,208
Total Cash and Cash Equivalents, September 30, 2024	<u>\$ -</u>	<u>\$ 1,181</u>	<u>\$ 27</u>	<u>\$ 1,208</u>
Reconciliation of operating income (loss) to net cash provided by operating activities:				
Operating income (loss)	\$ (342)	\$ (14,527)	\$ 4,484	\$ (10,385)
Adjustments to reconcile operating income (loss) to net cash provided by operating activities:				
Depreciation expense	1,082	-	265	1,347
Change in assets and liabilities:				
Receivables, net	(447)	6,229	471	6,253
Inventories	-	-	17	17
Other current assets	-	(384)	(17,311)	(17,695)
Accounts and other payables	-	8,820	12,454	21,274
Net cash provided by operating activities	<u>\$ 293</u>	<u>\$ 138</u>	<u>\$ 380</u>	<u>\$ 811</u>

Budgetary Information



Cherokee National Treasures



Kathy Van Buskirk
Basketry



Tʰᵒᵐᵉᵗ ᵗˢᵛᵖˢᵉ ᵉᵉᵛ ᵗᵉᵉᵉᵗᵗ

Weaving

OUR FUTURE

CHEROKEE NATION

**SCHEDULE OF REVENUES, EXPENSES AND CHANGES IN FUND NET POSITION -
BUDGET AND ACTUAL (GAAP BASIS) - ENTERPRISE FUNDS
FOR THE YEAR ENDED SEPTEMBER 30, 2024
(Dollars in Thousands)**

	Budgeted Amounts		Actual	Variance with Final Budget over/(under)
	Original	Final		
Operating revenues:				
Charges for services and goods	\$ 500	\$ 500	\$ 844	\$ 344
Interest income, loans	612	612	801	189
Other	637	637	210	(427)
Total operating revenues	<u>1,749</u>	<u>1,749</u>	<u>1,855</u>	<u>106</u>
Operating expenses:				
Salaries and wages	578	578	556	(22)
Other services and charges	2,460	7,955	1,133	(6,822)
Materials and supplies	35	40	53	13
Depreciation	550	550	577	27
Total operating expenses	<u>3,623</u>	<u>9,123</u>	<u>2,319</u>	<u>(6,804)</u>
Operating (loss)	<u>(1,874)</u>	<u>(7,374)</u>	<u>(464)</u>	<u>6,910</u>
Nonoperating revenues (expenses):				
Interest income	6	6	385	379
Interest expense	(30)	(30)	(14)	16
Net nonoperating revenue (expenses)	<u>(24)</u>	<u>(24)</u>	<u>371</u>	<u>395</u>
Loss before captial contributions and transfers	<u>(1,898)</u>	<u>(7,398)</u>	<u>(93)</u>	<u>7,305</u>
Transfers in	<u>1,840</u>	<u>7,340</u>	<u>8,012</u>	<u>672</u>
Change in net position	<u>(58)</u>	<u>(58)</u>	<u>7,919</u>	<u>7,977</u>
Total net position - beginning	12,953	12,953	12,953	-
Total net position - ending	<u>\$ 12,895</u>	<u>\$ 12,895</u>	<u>\$ 20,872</u>	<u>\$ 7,977</u>
Adjustment to reflect the consolidation of Internal Service Funds activities related to Enterprise Funds			13	
Net position of Enterprise Funds			<u>\$ 20,885</u>	

Statistical Section

Cherokee National Treasures



Vyril Keeter
Flint Knapping



Tʰᵒᵗᵉᵗ ᵗˢᵛᵖˢᵉᵔ ᵉᵉᵛ ᵗᵒᵒᵉᵗᵗᵗ
Weaving
OUR FUTURE

The Statistical Section provides financial statement users with additional detailed information as a context for understanding the information in the financial statements, notes to financial statements, and required supplementary information as it relates to the government's overall financial health.

- **Financial Trends** – Schedules which contain trend information to assist users in understanding how the government's financial position has changed over time.
- **Revenue Capacity** – Schedules which contain information relating to the government's most significant tax revenue sources.
- **Debt Capacity** – Schedules which present information to help the reader assess the government's current levels of outstanding debt and the ability to issue additional debt in the future.
- **Demographic and Economic Indicators** – Demographic and economic indicators to enable users to understand the environment in which the government operates. Reports have been compiled similarly to prior years' reporting to maintain consistency.
- **Operating Information** – Schedules which contain service and program data to help users understand how the information contained in the government's financial report relates to the governmental activities performed.

Sources: Unless otherwise noted, the information in these schedules is derived from the Annual Comprehensive Financial Reports for the relevant year.

CHEROKEE NATION

**SCHEDULE OF NET POSITION BY COMPONENT
LAST TEN FISCAL YEARS (Dollars in Thousands)**

	<u>2015</u>	<u>2016</u>	<u>2017</u>	<u>2018</u>	<u>2019</u>	<u>2020</u>	<u>2021</u>	<u>2022</u>	<u>2023</u>	<u>2024</u>
Governmental Activities										
Net investment in capital assets	\$ 175,662	\$ 192,687	\$ 203,046	\$ 189,233	\$ 208,456	\$ 252,176	\$ 349,283	\$ 552,717	\$ 582,509	\$ 725,977
Restricted	822,166	876,372	940,814	1,029,195	1,142,623	1,220,364	1,684,546	2,099,228	2,412,341	2,910,883
Unrestricted	42,231	41,043	33,659	59,259	80,399	142,386	267,888	574,668	822,213	740,412
Total governmental activities net position	<u>1,040,059</u>	<u>1,110,102</u>	<u>1,177,519</u>	<u>1,277,687</u>	<u>1,431,478</u>	<u>1,614,926</u>	<u>2,301,717</u>	<u>3,226,613</u>	<u>3,817,063</u>	<u>4,377,272</u>
Business-type activities										
Net investment in capital assets	386	1,201	904	647	2,015	2,238	1,708	1,519	1,483	3,123
Restricted	287	287	287	-	-	-	-	-	-	-
Unrestricted	7,624	9,991	11,342	12,985	12,422	9,710	10,678	10,299	11,465	17,762
Total business-type activities net position	<u>8,297</u>	<u>11,479</u>	<u>12,533</u>	<u>13,632</u>	<u>14,437</u>	<u>11,948</u>	<u>12,386</u>	<u>11,818</u>	<u>12,948</u>	<u>20,885</u>
Primary government										
Net investment in capital assets	176,048	193,888	203,950	189,880	210,471	254,414	350,991	554,236	583,992	729,100
Restricted	822,453	876,659	941,101	1,029,195	1,142,623	1,220,364	1,684,546	2,099,228	2,412,341	2,910,883
Unrestricted	49,855	51,034	45,001	72,244	92,821	152,096	278,566	584,967	833,678	758,174
Total primary government net position	<u>\$ 1,048,356</u>	<u>\$ 1,121,581</u>	<u>\$ 1,190,052</u>	<u>\$ 1,291,319</u>	<u>\$ 1,445,915</u>	<u>\$ 1,626,874</u>	<u>\$ 2,314,103</u>	<u>\$ 3,238,431</u>	<u>\$ 3,830,011</u>	<u>\$ 4,398,157</u>

CHEROKEE NATION

CHANGES IN NET POSITION

LAST TEN FISCAL YEARS (Dollars in Thousands)

(accrual basis of accounting)

	2015	2016	2017	2018	2019	2020	2021	2022	2023	2024
Expenses										
Governmental activities:										
Tribal Government	\$ 27,535	\$ 32,382	\$ 41,010	\$ 33,171	\$ 44,454	\$ 159,294	\$ 119,501	\$ 291,868	\$ 148,431	\$ 124,328
Health Services	300,161	303,202	311,892	333,037	339,118	370,897	464,384	488,523	516,110	607,010
Education Services	65,059	68,678	65,666	66,958	71,235	96,994	106,330	115,266	135,457	132,633
Human Services	42,996	45,461	46,048	48,750	59,403	76,285	665,648	201,108	112,557	93,492
Community Services	88,575	85,626	78,290	79,903	89,261	86,591	121,106	143,663	177,969	226,823
Interest on long-term debt, net	1,140	1,046	943	2,385	4,794	4,802	4,456	3,322	13	(318)
Change in equity in component units	-	-	-	-	-	20,788	-	-	-	-
Total governmental activities expenses	525,466	536,395	543,849	564,204	608,265	815,651	1,481,425	1,243,750	1,090,537	1,183,968
Business-type activities:										
Tsa-La-Gi Apartments	488	523	651	655	544	459	731	322	-	-
Title VI Loan Fund	57	51	45	33	2	-	-	-	-	-
CN Sanitary Landfill	-	320	2,329	2,184	2,398	4,475	1,999	2,039	2,359	1,924
EDTA	155	17	55	250	269	309	261	215	582	391
Total business-type activities expenses	700	911	3,080	3,122	3,213	5,243	2,991	2,576	2,941	2,315
Total primary government expenses	\$ 526,166	\$ 537,306	\$ 546,929	\$ 567,326	\$ 611,478	\$ 820,894	\$ 1,484,416	\$ 1,246,326	\$ 1,093,478	\$ 1,186,283
Program Revenues										
Governmental activities:										
Charges for services:										
Tribal Government	\$ 4,651	\$ 4,869	\$ 5,208	\$ 5,709	\$ 5,591	\$ 4,385	\$ 4,712	\$ 4,453	\$ 4,519	\$ 4,895
Health Services	103,757	104,583	126,026	140,884	156,610	193,374	212,372	330,934	376,571	379,320
Community Services	7	12	17	15	16	16	7	56	8	1
Increase in equity in component units	31,749	48,999	40,789	65,720	48,758	-	256,252	328,621	88,143	70,831
Operating grants and contributions	296,053	311,972	315,952	333,446	391,164	658,455	1,423,092	1,208,488	845,636	968,209
Capital grants and contributions	36,954	17,046	7,347	1,141	26,285	22,207	19,298	1,966	1,078	12,616
Total governmental activities program revenues	473,171	487,481	495,339	546,915	628,424	878,437	1,915,733	1,874,538	1,315,955	1,435,872
Business-type activities:										
Charges for services:										
Tsa-La-Gi Apartments	533	547	601	598	614	627	610	547	-	-
Title VI Loan Fund	57	52	46	34	3	-	-	-	-	-
CN Sanitary Landfill	-	298	1,321	1,285	878	1,108	734	627	1,125	1,228
EDTA	315	354	513	641	683	567	611	631	898	1,012
Total business-type activities program revenues	905	1,251	2,481	2,558	2,178	2,302	1,955	1,805	2,023	2,240
Total primary government program revenues	\$ 474,076	\$ 488,732	\$ 497,820	\$ 549,473	\$ 630,602	\$ 880,739	\$ 1,917,688	\$ 1,876,343	\$ 1,317,978	\$ 1,438,112
Net (Expense)/Revenue										
Governmental activities	\$ (52,295)	\$ (48,914)	\$ (48,510)	\$ (17,289)	\$ 20,159	\$ 62,786	\$ 434,308	\$ 630,788	\$ 225,418	\$ 251,904
Business-type activities	205	340	(599)	(564)	(1,035)	(2,941)	(1,036)	(771)	(918)	(75)
Total primary government net expense	\$ (52,090)	\$ (48,574)	\$ (49,109)	\$ (17,853)	\$ 19,124	\$ 59,845	\$ 433,272	\$ 630,017	\$ 224,500	\$ 251,829
General Revenues and Other Changes in Net Position										
Governmental activities:										
Motor fuel tax	\$ 8,008	\$ 8,209	\$ 8,488	\$ 9,038	\$ 10,945	\$ 10,515	\$ 10,455	\$ 10,947	\$ 11,041	\$ 11,111
Motor vehicle tax	13,638	14,680	15,074	15,867	16,766	17,469	20,677	21,043	20,582	21,034
Tobacco tax	14,217	13,505	12,254	11,831	14,245	14,765	14,681	14,262	13,437	12,512
Sales tax	3,654	3,752	4,106	4,616	4,639	2,592	2,303	3,356	4,002	4,077
Grants and contributions not restricted										
to specific programs	12,740	14,494	12,122	11,292	12,776	13,173	13,742	15,665	19,530	34,502
Unrestricted investment earnings	531	726	1,615	3,177	7,433	5,167	877	10,045	89,912	142,614
Change in value of derivative instruments	-	-	-	-	-	-	-	-	11,191	(8,112)
Dividends from component units	45,448	50,139	49,444	55,983	60,734	53,858	186,182	161,294	118,155	85,526
Litigation settlement	1,839	8,349	8,236	36	-	-	-	53,158	71,967	6,162
Miscellaneous revenue	6,552	6,040	6,241	7,280	7,934	3,575	5,040	4,541	7,263	4,113
Special Items	-	-	-	-	-	-	-	-	-	2,778
Transfers	(1,661)	(937)	(1,653)	(1,663)	(1,840)	(452)	(1,474)	(203)	(2,048)	(8,012)
Total governmental activities	104,966	118,957	115,927	117,457	133,632	120,662	252,483	294,108	365,032	308,305
Business-type activities:										
Unrestricted investment earnings	2	-	-	-	-	-	-	-	-	-
Transfers	1,661	937	1,653	1,663	1,840	452	1,474	203	2,048	8,012
Transfer of operations	-	1,905	-	-	-	-	-	-	-	-
Total business-type activities	1,663	2,842	1,653	1,663	1,840	452	1,474	203	2,048	8,012
Total primary government	\$ 106,629	\$ 121,799	\$ 117,580	\$ 119,120	\$ 135,472	\$ 121,114	\$ 253,957	\$ 294,311	\$ 367,080	\$ 316,317
Change in Net Position										
Governmental activities	\$ 52,671	\$ 70,043	\$ 67,417	\$ 100,168	\$ 153,791	\$ 183,448	\$ 686,791	\$ 924,896	\$ 590,450	\$ 560,209
Business-type activities	1,868	3,182	1,054	1,099	805	(2,489)	438	(568)	1,130	7,937
Total Primary Government	\$ 54,539	\$ 73,225	\$ 68,471	\$ 101,267	\$ 154,596	\$ 180,959	\$ 687,229	\$ 924,328	\$ 591,580	\$ 568,146

CHEROKEE NATION

GOVERNMENTAL ACTIVITIES - TAX REVENUES BY SOURCE

LAST TEN FISCAL YEARS

(Dollars in Thousands)

<u>Year</u>	<u>Motor Fuel Tax</u>	<u>Motor Vehicle Tax</u>	<u>Tobacco Tax</u>	<u>Sales Tax</u>	<u>Total</u>
2024	\$ 11,111	\$ 21,034	\$ 12,512	\$ 4,077	\$ 48,734
2023	11,041	20,582	13,437	4,002	49,062
2022	10,947	21,043	14,262	3,356	49,608
2021	10,455	20,677	14,681	2,303	48,116
2020	10,515	17,469	14,765	2,592	45,341
2019	10,945	16,766	14,245	4,639	46,595
2018	9,038	15,867	11,831	4,616	41,352
2017	8,488	15,074	12,254	4,106	39,922
2016	8,209	14,680	13,505	3,752	40,146
2015	8,008	13,638	14,217	3,654	39,517

CHEROKEE NATION

**FUND BALANCES, GOVERNMENTAL FUNDS
LAST TEN FISCAL YEARS (Dollars in Thousands)**

	<u>2015</u>	<u>2016</u>	<u>2017</u>	<u>2018</u>	<u>2019</u>	<u>2020</u>	<u>2021</u>	<u>2022</u>	<u>2023</u>	<u>2024</u>
General Fund										
Nonspendable	\$ -	\$ -	\$ -	\$ -	\$ 7	\$ 4	\$ 6	\$ 3	\$ 3	\$ 374
Restricted	52,602	57,932	62,710	68,432	75,626	81,766	89,262	134,725	101,751	107,366
Committed	10,042	7,953	8,113	8,568	14,228	22,583	52,533	69,716	119,991	137,971
Assigned	15,274	8,265	10,443	14,792	12,461	14,882	28,601	70,557	85,615	110,250
Unassigned	16,330	26,922	18,058	23,412	34,126	35,713	143,123	163,489	306,664	388,458
Total general fund	\$ 94,248	\$ 101,072	\$ 99,324	\$ 115,204	\$ 136,448	\$ 154,948	\$ 313,525	\$ 438,490	\$ 614,024	\$ 744,419
All Other Governmental Funds										
Nonspendable	\$ 11,895	\$ 12,516	\$ 12,406	\$ 12,697	\$ 14,262	\$ 18,263	\$ 24,991	\$ 18,025	\$ 18,947	\$ 21,307
Restricted	31,303	30,556	49,544	71,914	122,103	216,702	404,268	451,754	709,338	818,889
Assigned	9,634	4,853	-	-	12,441	56,253	26,006	208,842	210,284	314,048
Unassigned	-	-	(4,608)	(2,149)	-	-	-	-	-	(632)
Total all other governmental funds	\$ 52,832	\$ 47,925	\$ 57,342	\$ 82,462	\$ 148,806	\$ 291,218	\$ 455,265	\$ 678,621	\$ 938,569	\$ 1,153,612

CHEROKEE NATION

CHANGES IN FUND BALANCES, GOVERNMENTAL FUNDS

LAST TEN FISCAL YEARS (Dollars in Thousands)

(modified accrual basis of accounting)

	<u>2015</u>	<u>2016</u>	<u>2017</u>	<u>2018</u>	<u>2019</u>	<u>2020</u>	<u>2021</u>	<u>2022</u>	<u>2023</u>	<u>2024</u>
Revenues										
Intergovernmental	\$ 300,277	\$ 318,043	\$ 317,121	\$ 334,956	\$ 395,874	\$ 704,788	\$ 1,426,574	\$ 1,204,974	\$ 812,176	\$ 962,797
Property rentals	801	895	957	1,029	747	888	1,278	883	936	1,112
Motor fuel tax revenues	8,008	8,209	8,488	9,038	10,945	10,515	10,455	10,947	11,041	11,111
Tax, license and fees	35,367	35,923	35,702	37,009	40,509	38,338	41,102	42,288	41,614	41,431
Interest	1,262	1,484	2,036	3,910	8,987	5,897	1,033	16,922	135,984	173,705
Other charges for services	-	-	-	-	-	-	-	-	-	1,917
Trust fund income	-	-	-	-	-	-	-	-	-	117
Litigation settlement	1,839	8,349	-	8,272	-	-	-	53,158	57,169	24,177
Dividends from component units	45,448	50,139	49,444	55,983	60,734	53,858	186,182	161,294	118,155	85,526
Third party revenues	105,414	106,161	128,154	142,670	157,029	153,935	213,489	336,055	382,305	379,306
Other	12,679	12,127	14,645	14,542	35,889	31,162	14,027	11,721	10,849	14,238
Total revenues	<u>511,095</u>	<u>541,330</u>	<u>556,547</u>	<u>607,409</u>	<u>710,714</u>	<u>999,381</u>	<u>1,894,140</u>	<u>1,838,242</u>	<u>1,570,229</u>	<u>1,695,437</u>
Expenditures										
Tribal Government	26,532	29,421	29,679	31,806	43,274	155,700	110,356	323,546	126,851	112,545
Health Services	289,789	293,368	305,159	324,510	331,859	367,298	462,698	482,491	507,907	583,144
Education Services	64,426	68,420	67,286	66,540	70,656	96,997	106,423	115,483	135,780	131,234
Human Services	42,514	45,167	46,725	48,435	58,997	76,319	665,775	201,214	112,692	91,575
Community Services	84,513	84,919	80,008	78,817	87,916	85,355	119,369	141,854	175,864	222,637
Debt service										
Principal	3,555	2,400	13,760	1,600	12,822	11,333	11,333	145,444	-	-
Interest, net	1,168	1,058	1,129	2,385	4,794	4,802	4,456	3,322	13	(318)
Capital outlay	12,386	16,217	36,270	82,424	75,317	40,256	89,741	76,454	103,236	312,012
Total expenditures	<u>524,883</u>	<u>540,970</u>	<u>580,016</u>	<u>636,517</u>	<u>685,635</u>	<u>838,060</u>	<u>1,570,151</u>	<u>1,489,808</u>	<u>1,162,343</u>	<u>1,452,829</u>
Excess (deficiency) of revenues over expenditures	(13,788)	360	(23,469)	(29,108)	25,079	161,321	323,989	348,434	407,886	242,608
Other Financing Sources (Uses)										
Issuance of long-term debt	-	2,511	32,660	71,700	63,130	-	-	-	29,283	104,500
Insurance recoveries	102	212	159	75	28	55	114	101	373	2,050
Transfers in	6,878	8,760	19,692	16,083	26,119	60,736	16,906	254,539	162,365	348,477
Transfers out	(8,638)	(9,926)	(21,373)	(17,750)	(26,768)	(61,200)	(18,385)	(254,753)	(164,425)	(356,500)
Total other financing sources (uses)	(1,658)	1,557	31,138	70,108	62,509	(409)	(1,365)	(113)	27,596	98,527
Special Item:										
Proceeds from settlement	-	-	-	-	-	-	-	-	-	4,303
Net change in fund balances	<u>\$ (15,446)</u>	<u>\$ 1,917</u>	<u>\$ 7,669</u>	<u>\$ 41,000</u>	<u>\$ 87,588</u>	<u>\$ 160,912</u>	<u>\$ 322,624</u>	<u>\$ 348,321</u>	<u>\$ 435,482</u>	<u>\$ 345,438</u>
Debt service as a percentage of noncapital expenditures	0.92%	0.66%	2.74%	0.72%	2.89%	2.02%	1.07%	10.53%	0.00%	-0.03%

CHEROKEE NATION

GOVERNMENTAL ACTIVITIES - MOTOR VEHICLE TAX REGISTRATIONS LAST TEN FISCAL YEARS

<u>Year</u>	<u>Motor Vehicle Registrations</u>	<u>Boat/ Motor Registrations</u>	<u>Total All Registrations</u>
2024	43,470	1,819	45,289
2023	42,555	1,913	44,468
2022	42,649	1,886	44,535
2021	45,826	2,061	47,887
2020	40,318	1,554	41,872
2019	41,679	1,411	43,090
2018	39,888	1,556	41,444
2017	40,234	1,535	41,769
2016	37,835	1,573	39,408
2015	35,946	1,299	37,245

Source: Cherokee Nation Tax Commission

CHEROKEE NATION

GENERAL GOVERNMENTAL REVENUES BY SOURCE (GAAP BASIS)

LAST TEN FISCAL YEARS (Dollars in Thousands)

<u>Fiscal Year</u>	<u>Charges for Services</u>	<u>Operating Grants & Contributions</u>	<u>Capital Grants & Contributions</u>	<u>Motor Fuel Tax</u>	<u>Motor Vehicle Tax</u>	<u>Other Tax Revenues</u>	<u>Unrestricted Grants & Contributions</u>	<u>Investment Earnings</u>	<u>Dividends from Component Units</u>	<u>Litigation Settlement</u>	<u>Change in Value of Derivative Instruments</u>	<u>Miscellaneous</u>	<u>Total</u>
2024	\$ 457,287	\$ 968,209	\$ 12,616	\$ 11,111	\$ 21,034	\$ 16,589	\$ 34,502	\$ 142,614	\$ 85,526	\$ 6,162	\$ (8,112)	\$ 4,113	\$ 1,751,651
2023	471,264	845,636	1,078	11,041	20,582	17,439	19,530	89,912	118,155	71,967	11,191	7,263	1,685,058
2022	665,869	1,208,488	1,986	10,947	21,043	17,618	15,665	10,045	161,294	53,158	-	4,541	2,170,654
2021	475,298	1,423,092	19,298	10,455	20,677	16,984	13,742	877	186,182	-	-	5,040	2,171,645
2020	200,077	658,455	22,207	10,515	17,469	17,357	13,173	5,167	53,858	-	-	3,575	1,001,853
2019	213,153	391,164	26,285	10,945	16,766	18,884	12,776	7,433	60,734	-	-	7,934	766,074
2018	214,886	333,446	1,141	9,038	15,867	16,447	11,292	3,177	55,983	36	-	7,280	668,593
2017	174,521	315,952	7,347	8,488	15,074	16,360	12,122	1,615	49,444	8,236	-	6,241	615,400
2016	159,714	311,972	17,046	8,209	14,680	17,257	14,494	726	50,139	8,349	-	6,040	608,626
2015	141,069	296,053	36,954	8,008	13,638	17,871	12,740	533	45,448	1,839	-	6,552	580,705

The Nation does not assess property taxes or receive property taxes assessed on its behalf by any other governmental unit. Consequently, many of the statistical schedules usually found in an annual comprehensive financial report are not applicable to the Nation.

CHEROKEE NATION

GENERAL GOVERNMENTAL EXPENSES BY FUNCTION (GAAP BASIS)

LAST TEN FISCAL YEARS (Dollars in Thousands)

Fiscal Year	Tribal Government	Health Services	Education Services	Human Services	Community Services	Interest on Long Term Debt, net	Change in Equity in Component Units	Tsa-La-Gi Apartments	Title VI	CN Sanitary Landfill	EDTA	Total
2024	\$ 124,328	\$ 607,010	\$ 132,633	\$ 93,492	\$ 226,823	\$ (318)	\$ -	\$ -	\$ -	\$ 1,924	\$ 391	\$ 1,186,283
2023	148,431	516,110	135,457	112,557	177,969	13	-	-	-	2,359	582	1,093,478
2022	291,868	488,523	115,266	201,108	143,663	3,322	-	322	-	2,039	215	1,246,326
2021	119,501	464,384	106,330	665,648	121,106	4,456	-	731	-	1,999	261	1,484,416
2020	159,294	370,897	96,994	76,285	86,591	4,802	20,788	459	-	4,475	309	820,894
2019	44,454	339,118	71,235	59,403	89,261	4,794	-	544	2	2,398	269	611,478
2018	33,171	333,037	66,958	48,750	79,903	2,385	-	655	33	2,184	250	567,326
2017	41,010	311,892	65,666	46,048	78,290	943	-	651	45	2,329	55	546,929
2016	32,382	303,202	68,678	45,461	85,626	1,046	-	523	51	320	17	537,306
2015	27,535	300,161	65,059	42,996	88,575	1,140	-	488	57	-	155	526,166

CHEROKEE NATION

OUTSTANDING DEBT BY TYPE

LAST TEN FISCAL YEARS (Dollars in Thousands)

Fiscal Year	Governmental Activities		Business-type Activities		Total Primary Government	Percentage of Personal Income*	Per each one*
	Bonds	Term Loans	Term Loans	Direct Financing Obligation			
2024	\$ -	\$ 133,783	\$ 534	\$ -	\$ 134,317	2.21%	\$ 1,197
2023	-	29,283	603	464	30,350	0.56%	283
2022	-	1,283	670	849	2,802	0.05%	24
2021	-	145,444	737	1,223	147,404	3.07%	1,310
2020	-	156,778	803	1,587	159,168	3.41%	1,397
2019	-	168,112	869	362	169,343	3.77%	1,483
2018	-	117,804	1,399	584	119,787	2.83%	1,066
2017	-	47,704	3,081	802	51,587	1.27%	457
2016	12,160	16,644	4,651	1,016	34,471	0.75%	283
2015	12,960	15,733	6,432	-	35,125	0.89%	319

Note: Details regarding the Nation's outstanding debt can be found in the notes to basic financial statements

** See Demographic and Economic Statistics for personal income, population, and per each one data.*

CHEROKEE NATION

PLEDGED-REVENUE COVERAGE

LAST TEN FISCAL YEARS (Dollars in Thousands)

Fiscal Year	Health Revenue Bonds*						Coverage
	Beginning Fund Balance	Revenues	Less: Expenses	Ending Fund Balance	Debt Service**		
					Principal	Interest	
2024	\$ -	\$ -	\$ -	\$ -	\$ -	\$ -	-
2023	-	-	-	-	-	-	-
2022	-	-	-	-	-	-	-
2021	-	-	-	-	-	-	-
2020	-	-	-	-	-	-	-
2019	-	-	-	-	-	-	-
2018	-	-	-	-	-	-	-
2017	-	-	-	-	-	-	-
2016	24,083	267,448	268,688	22,843	800	577	16.59
2015	34,877	261,698	272,492	24,083	1,955	636	9.29

Note: * Bonds were called in FY 2017, therefore, coverage can only be reported on years prior to the call of the bonds.

** Debt service coverage is based upon fund balance generated from Health Care System Operations.

CHEROKEE NATION

DEMOGRAPHIC AND ECONOMIC STATISTICS* LAST TEN FISCAL YEARS

<u>Year</u>	<u>Population**</u>	<u>Personal Income** (Dollars in Thousands)</u>	<u>Per Each One Personal Income**</u>	<u>Unemployment Rate***</u>
2024	1,256,296	\$ 6,078,042	\$ 54,171	3.4
2023	1,244,172	5,464,910	50,458	3.0
2022	1,232,232	5,134,764	48,294	3.2
2021	1,225,085	4,802,212	42,661	3.0
2020	1,216,294	4,664,925	40,972	5.4
2019	1,211,949	4,496,132	39,372	3.2
2018	1,208,644	4,239,328	37,741	3.1
2017	1,205,109	4,061,803	36,007	4.3
2016	1,199,601	4,615,769	37,879	5.3
2015	1,188,464	3,947,473	35,795	4.4

Notes:

* *Data presented based on counties within the Cherokee Nation Reservation*

Sources:

** *US Department of Commerce, Bureau of Economic Analysis*

*** *US Department of Labor, Bureau of Labor Statistics*

CHEROKEE NATION

PRINCIPAL EMPLOYERS

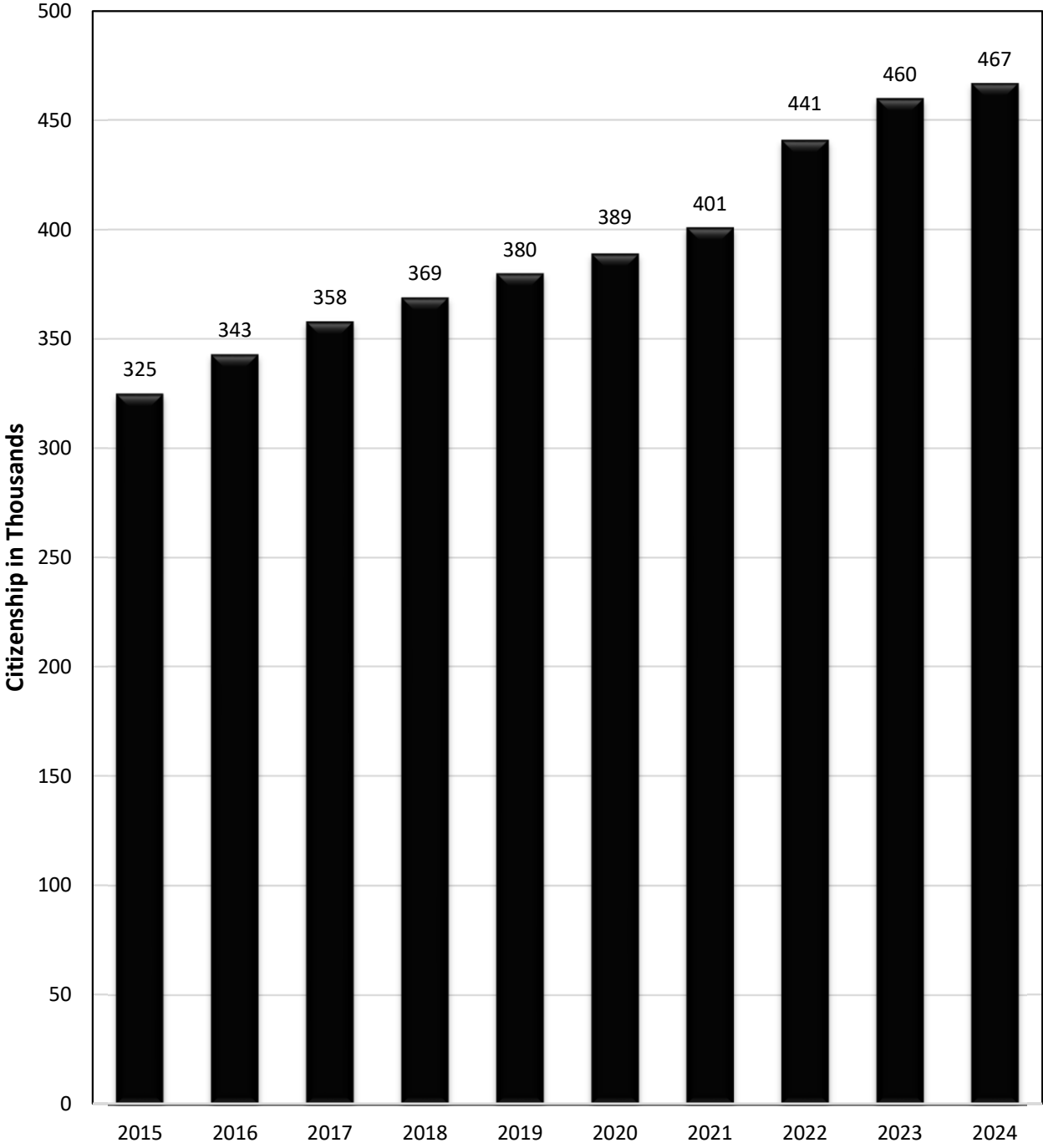
CURRENT YEAR AND NINE YEARS AGO

Employer	2015			2024		
	Employees	Rank	Percentage of Total Employment	Employees	Rank	Percentage of Total Employment
American Airlines & AA	5,250	2	22.58%	5,200	3	9.96%
Bailey Medical Center	-	-	0.00%	2,489	10	4.77%
Brookshire Grocery Company	-	-	0.00%	3,000	9	5.74%
Cherokee Nation *	9,500	1	40.86%	14,838	1	28.41%
Claremore City Schools	750	7	3.23%	-	-	0.00%
Conoco Phillips	1,750	3	7.53%	-	-	0.00%
Georgia Pacific Consumer Products	750	8	3.23%	-	-	0.00%
Grand River Dam Authority	750	9	3.23%	-	-	0.00%
VAMC (Dept of Veterans Affairs Medical Clinics)	-	-	0.00%	3,500	7	6.70%
Moore, A Series, LLC	-	-	0.00%	4,420	5	8.46%
Northeastern Oklahoma State University	1,250	4	5.37%	-	-	0.00%
Owasso Independent School Dist #1-11	1,250	5	5.37%	-	-	0.00%
Plasticon Fluid Systems	-	-	0.00%	5,006	4	9.59%
St Francis Hospitals, Inc	-	-	0.00%	3,095	8	5.93%
St John's Health System	-	-	0.00%	3,675	6	7.04%
Tahlequah School District	750	10	3.23%	-	-	0.00%
U.S. Beef Corporation	-	-	0.00%	7,000	2	13.40%
Whirlpool Corporation	1,250	6	5.37%	-	-	0.00%
	23,250		100.00%	52,223		100.00%

Sources: 2015 - Oklahoma Department of Commerce
2024 - DNB Hoovers

*Including component units

CHEROKEE NATION Tribal Citizenship



Source: Tribal Registration Department

CHEROKEE NATION

TRIBAL CITIZENSHIP BY DISTRICT LAST TEN FISCAL YEARS

District*		2015	2016	2017	2018	2019	2020	2021	2022	2023	2024
District 1	Hulbert	16,275	8,886	9,202	9,508	9,886	10,087	10,473	11,229	8,604	11,553
District 2	Tahlequah	7,099	5,939	6,106	6,225	6,358	6,440	6,601	6,808	8,350	7,195
District 3	Tenkiller	2,327	4,864	4,990	5,087	5,183	5,235	5,344	5,555	5,895	5,723
District 4	Three Rivers	9,474	7,535	7,715	7,928	8,164	8,311	8,593	9,123	8,811	9,324
District 5	Redbird	4,962	4,081	4,222	4,345	4,446	4,489	4,649	4,857	5,117	4,991
District 6	Sequoyah	10,709	9,378	9,649	9,914	10,250	10,414	10,836	11,536	11,685	11,806
District 7	Flint	2,277	6,145	6,305	6,434	6,601	6,682	6,868	7,197	6,839	7,386
District 8	Goingsnake	13,445	4,823	4,975	5,070	5,165	5,216	5,361	5,522	6,371	5,756
District 9	Salina	6,058	6,483	6,653	6,800	7,026	7,093	7,301	7,658	8,003	7,909
District 10	Delaware	14,187	8,835	9,111	9,316	9,578	9,674	9,947	10,448	10,746	10,760
District 11	Cooweescoowee North	6,816	5,817	5,972	6,084	6,245	6,319	6,476	6,809	7,036	7,010
District 12	Cooweescoowee West	8,554	8,065	8,345	8,583	8,953	9,122	9,482	10,266	10,514	10,622
District 13	Gadusi	9,450	9,808	10,248	10,762	11,403	11,622	12,132	13,314	13,488	13,773
District 14	Cooweescoowee Central	14,840	10,329	10,689	10,938	11,368	11,560	11,903	12,625	13,331	13,047
District 15	Cooweescoowee South	11,080	10,633	11,013	11,298	11,669	11,848	12,251	13,105	13,101	13,495
At Large**	At Large	187,109	231,441	242,877	250,761	257,789	264,665	273,256	305,371	322,321	326,996
Total Citizenship		324,662	343,062	358,072	369,053	380,084	388,777	401,473	441,423	460,212	467,346

Source: Tribal Registration Department

* The Cherokee Nation Reservation is currently divided into 15 districts representing tribal citizens who reside within the reservation and one district representing tribal citizens residing outside the reservation.

** The At Large district is represented by two tribal councilors.

CHEROKEE NATION

TRIBAL LAND BASE (ACRES) BY COUNTY FOR THE YEAR ENDED SEPTEMBER 30, 2024

<u>County</u>	<u>Tribal Land</u>	<u>Government Land</u>	<u>Restricted Individual</u>	<u>Total Acres</u>
<i>Cherokee Nation Reservation:</i>				
Oklahoma:				
Adair	15,312	19	10,271	25,602
Cherokee	2,860	97	9,439	12,396
Craig	329	-	1,843	2,172
Delaware	25,088	10	6,503	31,601
McIntosh	-	-	596	596
Mayes	430	10	5,364	5,804
Muskogee	578	-	2,342	2,920
Nowata	41	-	610	651
Ottawa	6	-	79	85
Rogers	380	10	801	1,191
Sequoyah	7,679	40	5,623	13,342
Tulsa	58	-	204	262
Wagoner	2	-	225	227
Washington	257	-	1,719	1,976
Arkansas Riverbed	14,715	-	-	14,715
<i>Counties Outside the Reservation:</i>				
Oklahoma:				
Kay	4,230	-	-	4,230
Atoka	10	-	-	10
Choctaw	40	-	-	40
Pittsburg	10	-	-	10
Stephens	80	-	-	80
Texas:				
Red River	630	-	-	630
Dallas	5	-	-	5
Paris	66	-	-	66
Total	72,806	186	45,619	118,611

Source: Cherokee Nation Real Estate Services

CHEROKEE NATION

PRIMARY GOVERNMENT EMPLOYEES BY FUNCTION

LAST TEN FISCAL YEARS

Regular full-time employees only

	<u>2015</u>	<u>2016</u>	<u>2017</u>	<u>2018</u>	<u>2019</u>	<u>2020</u>	<u>2021</u>	<u>2022</u>	<u>2023</u>	<u>2024</u>
Function:										
Tribal Government	576	583	602	569	578	568	629	679	690	925
Health Services	1,392	1,489	1,519	1,557	1,670	1,837	1,926	2,045	2,105	3,026
Education Services	433	430	422	421	464	439	433	450	462	565
Human Services	339	365	360	346	363	398	389	421	435	435
Community Services	297	271	238	230	230	235	208	213	219	268
Total	<u>3,037</u>	<u>3,138</u>	<u>3,141</u>	<u>3,123</u>	<u>3,305</u>	<u>3,477</u>	<u>3,585</u>	<u>3,808</u>	<u>3,911</u>	<u>5,219</u>

Source: Financial Resources Department

CHEROKEE NATION
OPERATING INDICATORS BY FUNCTION
LAST TEN FISCAL YEARS

Function/Program	2015	2016	2017	2018	2019	2020	2021	2022	2023	2024
Health Services										
Ambulatory care visits	423,902	488,074	568,663	552,475	570,896	543,497	801,439	780,071	679,306	757,756
Dental patient visits	74,604	80,996	94,287	71,062	83,234	54,877	55,907	74,598	86,837	111,740
Pharmacy patient visits	480,390	609,490	649,103	672,726	697,311	696,223	709,919	752,142	805,438	926,272
Pharmacy prescription filled	1,961,582	1,686,360	1,716,535	2,405,316	1,744,951	1,705,968	1,642,613	1,720,014	1,820,551	2,164,412
Education Services										
Higher Education applications received	4,272	4,963	5,109	5,617	5,552	5,559	5,809	5,787	6,269	7,355
Higher Education applications funded	3,805	4,167	4,325	4,537	4,626	4,635	5,088	4,661	5,394	6,426
Head Start students	182	152	146	145	141	34	74	35	181	105
Immersion Class students	104	101	130	134	134	89	109	117	126	126
Sequoyah High School students	366	374	388	367	370	320	320	322	325	318
Human Services										
Child Care children served through subsidy	2,430	2,541	2,715	2,563	2,604	2,506	2,609	2,923	2,896	3,071
Child Care contracted providers	529	529	504	428	402	432	462	585	584	635
Child Care technical assistance calls and visits	1,001	925	941	907	851	3,793	3,747	3,949	3,230	8,082
Child Care monitoring visits to caregivers	982	1,194	1,320	1,274	1,396	486	462	628	528	589
Food Distribution - individuals served	133,190	139,211	135,602	130,033	121,594	113,413	75,072	68,313	73,347	81,814
Food Distribution - households served	59,339	62,505	62,173	60,859	58,644	55,520	39,695	36,949	39,818	44,572
Elder Service Advocacy individuals served	703	1,311	1,504	1,675	1,523	1,548	1,725	1,755	741	407
Community Services										
Roads/bridges project miles completed	71.77	77.81	78.19	56.56	60.04	69.67	87.65	73.69	64.95	74.00
Transit rides	109,132	93,446	102,148	107,712	115,389	107,784	99,463	94,909	91,965	94,909
Families served through rental assistance	2,673	2,554	1,939	1,727	1,654	1,739	1,993	1,848	2,368	2,244
Families subsidized in Title VI units	234	221	197	195	194	200	172	30	16	25
Rehabilitation of privately owned homes	610	295	477	536	197	10	12	372	120	174
Acquired or constructed individual homes for low-income families	158	277	161	56	73	73	37	4	4	44
Businesses funded through Commerce programs	24	41	46	36	28	13	33	41	38	40

Source: Departments/programs as listed

CHEROKEE NATION

CAPITAL ASSET UTILIZATION BY FUNCTION

PRIMARY GOVERNMENT

LAST TEN FISCAL YEARS

(Net of Depreciation, Dollars in Thousands)

	<u>2015</u>	<u>2016</u>	<u>2017</u>	<u>2018</u>	<u>2019</u>	<u>2020</u>	<u>2021</u>	<u>2022</u>	<u>2023</u>	<u>2024</u>
Governmental activities:										
Tribal Government	\$ 52,873	\$ 65,734	\$ 98,370	\$ 174,880	\$ 250,128	\$ 272,518	\$ 343,318	\$ 400,123	\$ 447,624	\$ 370,791
Health Services	131,097	136,691	134,891	129,037	122,031	120,438	135,689	119,987	158,749	461,722
Education Services	9,302	8,963	8,661	8,286	8,052	8,420	9,046	8,785	8,418	33,911
Human Services	5,891	5,661	5,432	5,342	5,364	5,658	5,654	6,228	7,231	36,229
Community Services	5,192	4,442	3,396	3,887	4,368	6,609	7,256	20,546	10,935	16,138
Governmental activities, net	<u>\$ 204,355</u>	<u>\$ 221,491</u>	<u>\$ 250,750</u>	<u>\$ 321,432</u>	<u>\$ 389,943</u>	<u>\$ 413,643</u>	<u>\$ 500,963</u>	<u>\$ 555,669</u>	<u>\$ 632,957</u>	<u>\$ 918,791</u>
Business-type activities:										
Enterprise Funds	\$ 386	\$ 2,217	\$ 1,706	\$ 1,231	\$ 2,377	\$ 3,825	\$ 2,931	\$ 2,368	\$ 1,947	\$ 3,123
Business-type activities, net	<u>\$ 386</u>	<u>\$ 2,217</u>	<u>\$ 1,706</u>	<u>\$ 1,231</u>	<u>\$ 2,377</u>	<u>\$ 3,825</u>	<u>\$ 2,931</u>	<u>\$ 2,368</u>	<u>\$ 1,947</u>	<u>\$ 3,123</u>

Source: Financial Resources Department

CHEROKEE NATION

CHEROKEE STUDENTS BY DISTRICT LAST TEN FISCAL YEARS

District*		2015	2016	2017	2018	2019	2020	2021	2022	2023	2024
District 1	Hulbert	1,680	1,901	1,907	1,854	1,876	1,768	1,780	1,954	1,954	2,143
District 2	Tahlequah	1,899	1,956	1,968	1,943	1,994	1,872	1,878	1,995	1,935	1,976
District 3	Tenkiller	1,938	1,979	2,071	1,888	2,038	1,589	1,731	1,634	1,574	1,825
District 4	Three Rivers	2,849	2,923	2,812	2,777	2,872	2,569	2,837	3,035	3,091	3,198
District 5	Redbird	810	836	880	889	893	840	863	933	907	920
District 6	Sequoyah	1,814	1,909	1,932	1,851	1,864	1,772	1,880	2,214	2,172	2,278
District 7	Flint	1,859	1,932	1,985	1,988	1,964	1,962	2,014	2,052	2,056	2,110
District 8	Goingsnake	633	657	655	596	601	476	486	480	493	507
District 9	Salina	943	999	1,044	1,013	994	988	1,073	1,135	1,148	1,148
District 10	Delaware	2,051	2,155	2,209	2,150	2,074	1,893	2,165	2,356	2,312	2,328
District 11	Cooweescoowee North	1,440	1,560	1,492	1,460	1,464	1,355	1,375	1,432	1,276	1,313
District 12	Cooweescoowee West	1,189	1,242	1,267	1,247	1,280	1,276	1,318	1,665	1,713	1,509
District 13	Gadusi	4,199	5,447	5,673	5,933	6,671	5,964	6,723	7,333	6,996	7,679
District 14	Cooweescoowee Central	2,459	2,551	2,597	2,546	2,596	2,474	2,663	2,894	2,929	2,925
District 15	Cooweescoowee South	2,045	2,123	2,222	2,327	2,278	2,251	2,391	2,475	2,422	2,315
Total Cherokee Students		27,808	30,170	30,714	30,462	31,459	29,049	31,177	33,587	32,978	34,174

* The Cherokee Nation Reservation is currently divided into 15 districts representing tribal citizens who reside within the reservation and one district representing tribal citizens residing outside the reservation.

Source: Data collected by schools for MVT apportionment.



GwyaᎠ DᎠᎿ
CHEROKEE NATION®
Financial Resources