

Cherokee Nation

FY2024 POPULAR ANNUAL FINANCIAL REPORT

ᑎᑎᑎᑎ ᑎᑎᑎᑎ ᑎᑎᑎᑎ ᑎᑎᑎᑎ ᑎᑎᑎᑎ



ᑎᑎᑎᑎ ᑎᑎᑎᑎ ᑎᑎᑎᑎ ᑎᑎᑎᑎ ᑎᑎᑎᑎ

Weaving

OUR FUTURE

FOR FISCAL YEAR ENDED SEPTEMBER 30, 2024

Dear Cherokee Nation Citizen: GWY DʒP DΛΛΩ TʒP

It is our privilege to present Cherokee Nation’s Popular Annual Financial Report for fiscal year ended September 30, 2024 (FY24). This report is part of our continued effort at government accountability, transparency, and keeping you, the Cherokee citizens, better informed. You will find brief descriptive information about the Cherokee Nation, its service departments, and programs in a manner that is easy to read and understand.

The financial information presented in this report is derived from the Cherokee Nation’s Fiscal Year 2024 Annual Comprehensive Financial Report (ACFR), but presented here in a summarized format. The ACFR is prepared in conformance with generally accepted accounting principles (GAAP) and includes financial statements audited by an independent accounting firm. To learn about the Cherokee Nation’s financial position and operating activities in more detail, please visit www.Cherokee.org to view the FY2024 ACFR.

The financial statements included in this report reflect only the Cherokee Nation government operations, and are presented in an unaudited, non-GAAP format. For your information for Cherokee Nation’s Component Units contact can be found on page 18.

We recognize and appreciate the dedicated staff in Financial Resources for the countless hours involved in the preparation of this report. We’d also like to thank the Translation Department for their assistance with the Cherokee Syllabary.

TABLE OF CONTENTS	
SGHOᵇ ᵇGGᵇᵇᵇ	
Introduction	2
About The Nation	3
Financial Highlights	4-6
Capital Projects	7
ARPA-Fiscal Recovery	8-9
Weaving Our Future	10-11
Community	12-13
Family	14-15
Culture	16-17
Component Units	18
Cherokee Nation Directory	19

It is an honor to serve the Cherokee people.
Thank you for your interest in this report.



PRINCIPAL CHIEF
Chuck Hoskin Jr.



DEPUTY CHIEF
Bryan Warner



TREASURER
Janes Taylor

ᎠᎩᎩ! (O si yo / Hello)

The Cherokee Nation is a sovereign Indian Nation. Upon settling in Indian Territory (present-day Oklahoma) after the Indian Removal Act, the Cherokee people established a new government in what is now the city of Tahlequah, Oklahoma. A constitution was adopted in September of 1839, 68 years prior to Oklahoma's statehood. The Cherokee Nation government, like the United States government, consists of three branches: legislative, executive, and judicial. The three branches are separate and distinct, providing for a system of checks-and-balances.

Today, the Cherokee Nation is the largest tribe in the United States with more than 467,000 citizens worldwide. More than 140,000 Cherokee Nation citizens reside within the 14-county tribal Reservation area that covers most of northeastern Oklahoma. The tribe provides services that include health and human services, education, employment, housing, economic and infrastructure development, and environmental protection.

Cherokee society is historically a matrilineal society, and clanship is attained through the mother. Prior to Oklahoma statehood, the women were considered the head of household. The knowledge of a person's clan is important. Clan members are considered brothers and sisters and it is forbidden to marry within the same clan.



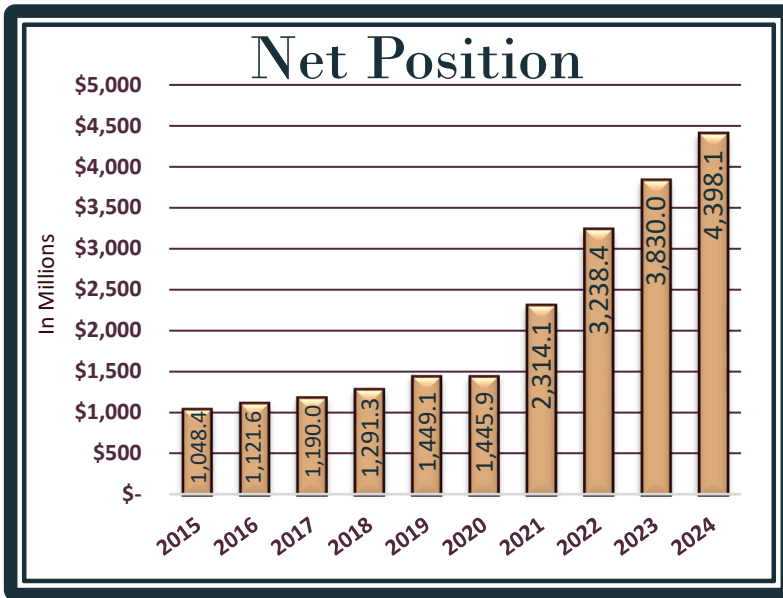
Mission Statement

ᎠᎩᎩᎩᎩᎩᎩ ᎠᎩᎩᎩᎩᎩᎩ

The Cherokee Nation is committed to protecting our inherent sovereignty, preserving and promoting Cherokee culture, language and values, and improving the quality of life for the next seven generations of Cherokee Nation citizens.



Net position is the value of the tribe's assets less its liabilities. At the end of FY24, the Nation's net position increased to **\$4.4b**. Of this total amount, **\$758.2m** are unrestricted funds that may be used by the tribal government.



GFOA Financial Awards

- Triple Crown Winner Award (2015-2023)
- Outstanding Achievement for Excellence in Financial Reporting (2001-2023)
- Outstanding Achievement in Popular Annual Financial Reporting (2012-2023)
- Distinguished Budget Presentation Award (2015-2024)



STATEMENT OF NET POSITION

ASSETS	
Cash and cash equivalents	1,077,535,000
Investments	2,232,199,000
Accounts receivable, net	162,416,000
Due from Component Units**	8,084,000
Inventories	9,084,000
Notes receivable	2,589,000
Other current assets	54,777,000
Restricted cash, cash equiv. and investments	8,100,000
Long-term notes receivable	15,101,000
Long-term receivables	37,762,000
Derivative instrument - rate swap	9,301,000
Equity interests in Component Units**	1,649,753,000
Capital assets, non depreciable	323,197,000
Capital assets, depreciable, net	598,717,000

TOTAL ASSETS 6,188,615,000

LIABILITIES	
Accounts payable	77,352,000
Accrued liabilities	59,694,000
Due to Component Units	17,536,000
Other current liabilities	9,178,000
Unearned revenue	1,461,945,000
Notes payable and long-term debt	134,317,000
Compensated absences	16,432,000
Other noncurrent liabilities	7,782,000

TOTAL LIABILITIES 1,784,236,000

DEFERRED INFLOWS OF RESOURCES 6,222,000

TOTAL DEFERRED INFLOWS OF RESOURCES 6,222,000

NET POSITION	
Net investment in capital assets	729,100,000
Restricted	2,910,883,000
Unrestricted	758,174,000

TOTAL NET POSITION 4,398,157,000

Rounded to the nearest thousand

** Dividends received from Component Units do not reflect financial information relating to the Component Units

As of September 30, 2024

STATEMENT OF ACTIVITIES

REVENUES	Total
General Revenues:	
Motor fuel tax	11,111,000
Motor vehicle tax	21,034,000
Tobacco tax	12,512,000
Sales tax	4,077,000
Unrestricted grants and contributions	34,502,000
Unrestricted investment earnings	142,614,000
Change in value of derivative instruments	(8,112,000)
Dividends from component units**	85,526,000
Litigation settlement	6,162,000
Miscellaneous revenue	4,113,000
Total general revenues:	313,539,000
Program Revenues:	
Charges for services	457,287,000
Operating grants & contributions	968,209,000
Capital grants & contributions	12,616,000
Total program revenues:	1,438,112,000
SPECIAL ITEM	
Dissolution of Component Unit	2,778,000
TOTAL REVENUES	1,754,429,000
EXPENSES	
Governmental Activities:	
Tribal government	124,328,000
Health services	607,010,000
Education services	132,633,000
Human services	93,492,000
Community services	226,823,000
Interest on long-term debt	(318,000)
Total governmental activities:	1,183,968,000
Total business-type activities:	2,315,000
TOTAL EXPENSES	1,186,283,000
CHANGE IN NET POSITION	568,146,000
Net position beginning	3,830,011,000
NET POSITION, ENDING	4,398,157,000

Rounded to the nearest thousand

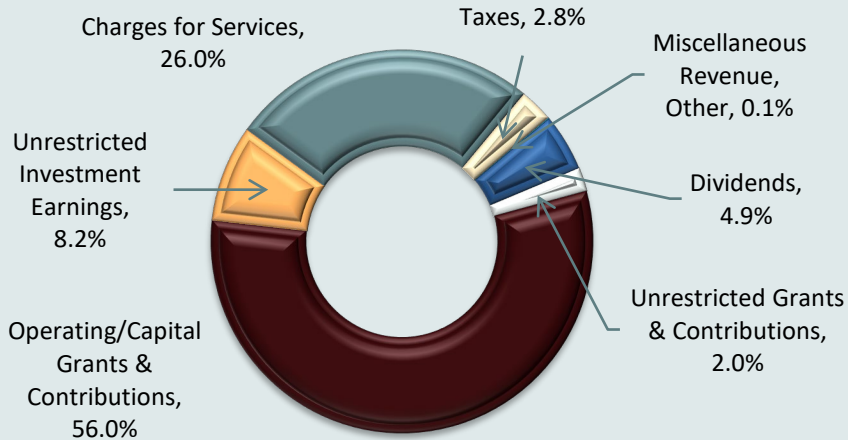
** Dividends received from Component Units do not reflect financial information relating to the Component Units.

You can view the Cherokee Nation's Annual Comprehensive Financial Report report at <https://www.cherokee.org/our-government/office-of-financial-resources/financial-reports/comprehensive-annual-financial-reports/>

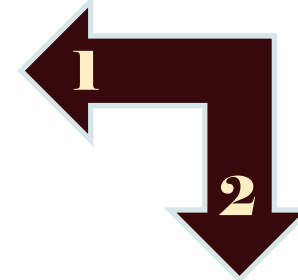


Year	Revenues	Expenses	Change in Net Position
2024	1,754.4m	1,186.3m	568.1m
2023	1,685.0	1,093.4	591.6
2022	2,170.6	1,246.3	924.3
2021	2,171.6	1,484.4	687.2
2020	1,002.6	817.5	185.1
2019	766.1	611.5	154.6
2018	668.6	567.3	101.3
2017	615.4	546.9	68.5
2016	610.5	537.3	73.2
2015	580.7	526.2	54.5

Where the Money Comes From



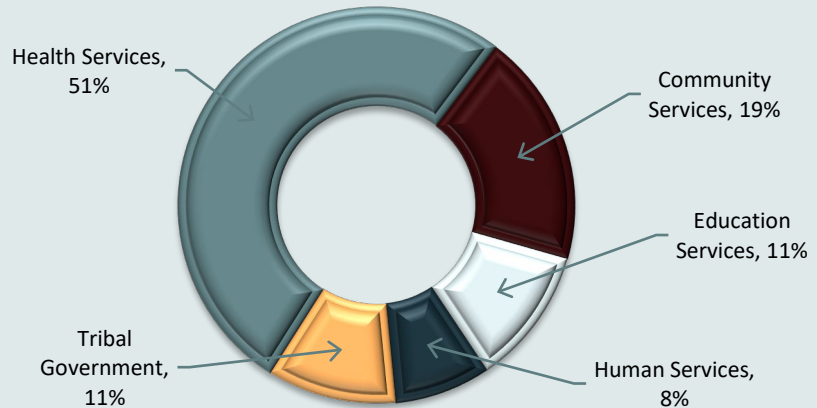
Graph 1 depicts revenues by funding source for the Governmental Activities of the Cherokee Nation.



Graph 2 depicts expenses by function for the Governmental Activities of the Cherokee Nation.

For more detailed information on the charts presented on this page, refer to the Statement of Activities on page 5 of this document or page 25 of the Cherokee Nation Annual Comprehensive Financial Report (ACFR).

Where the Money Goes

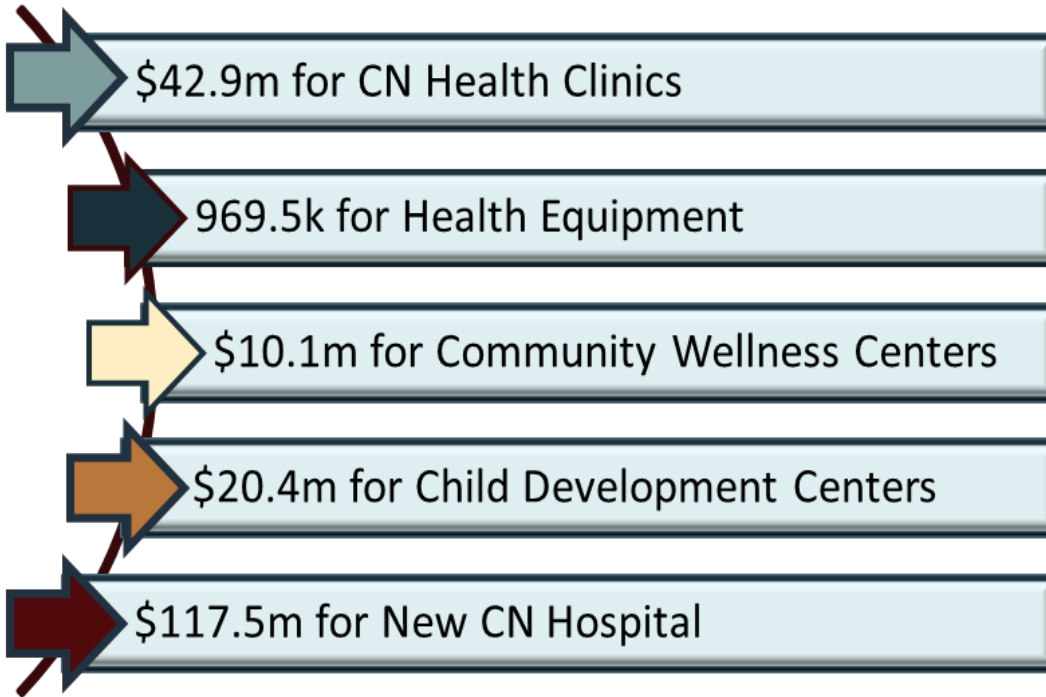




Rendering of Stilwell Wellness Center



Topping out ceremony for new WW Hastings Hospital



Rendering of Child Development Center



Rendering of AMO Salina Health Clinic

LAND §V.A

\$2.8m was invested in land purchases and improvements throughout the reservation.

This page does not include ARPA SLFRF Infrastructure projects listed on page 8.

The Cherokee Nation received \$1.996b through the American Rescue Plan Act State and Local Fiscal Recovery Fund (ARPA SLFRF). This report reflects only spending from October 1, 2023 through Sept 30, 2024 to reflect the Cherokee Nation’s 2024 fiscal year.

**ARPA SLFRF
expenses in FY24
\$264,548,348**

ECONOMIC IMPACT		INFRASTRUCTURE		PUBLIC HEALTH & SAFETY	
Citizen Assistance	27,169,820	CN Schools/EC Centers	41,430,311	Disaster Relief	1,499,228
Community Grants/Asst	10,654,381	CN Services Buildings	15,270,358	Emergency Services	7,527,893
Culture/Language	3,101,830	Community Infrastructure	23,568,621	Food Security	8,240,824
Education Assistance	16,639,190	Health/Wellness Centers	8,992,117	Health Svcs/Telehealth	89,953
Employment	3,613,029	Housing Rehab/Construct	58,561,125	Virtual Access	8,152,440
Vocational Training	<u>11,852,367</u>	Rural Water & Sewer	<u>17,536,228</u>	Workplace Safety	<u>648,632</u>
Economic Impact	<u>73,030,617</u>	Infrastructure	<u>165,358,760</u>	Public Health & Safety	<u>26,158,971</u>

CLOTHING

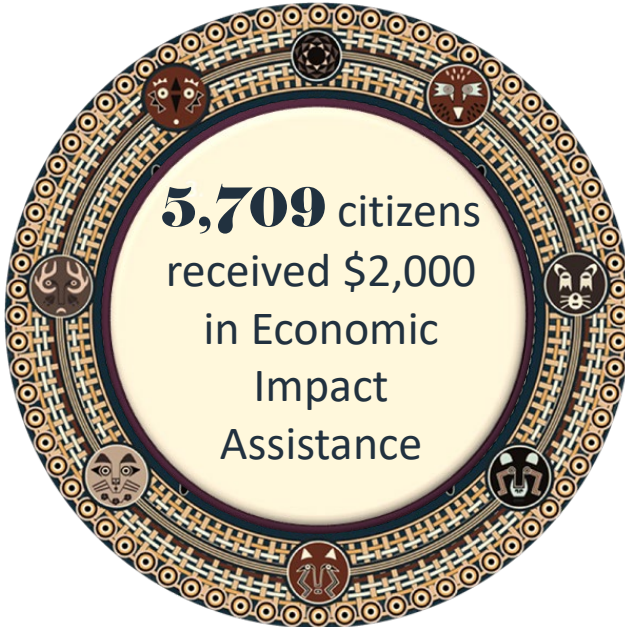
- 25,213 children provided with winter coats and school clothing

UTILITIES

- 1,905 families received utilities assistance


HOUSING

- 647 homes were rehabilitated for safer living conditions



Emergency Medical Services - ᎠᎿᎠᎿᎠ ᎠᎿᎠᎿᎠ ᎠᎿᎠᎿᎠ

Cherokee Nation Emergency Medical Services (CNEMS) is a state licensed paramedic level ambulance service. The Nation invested \$3.1m in FY24, acquiring a fleet of new state-of-the-art ambulances to better serve tribal citizens during emergencies.


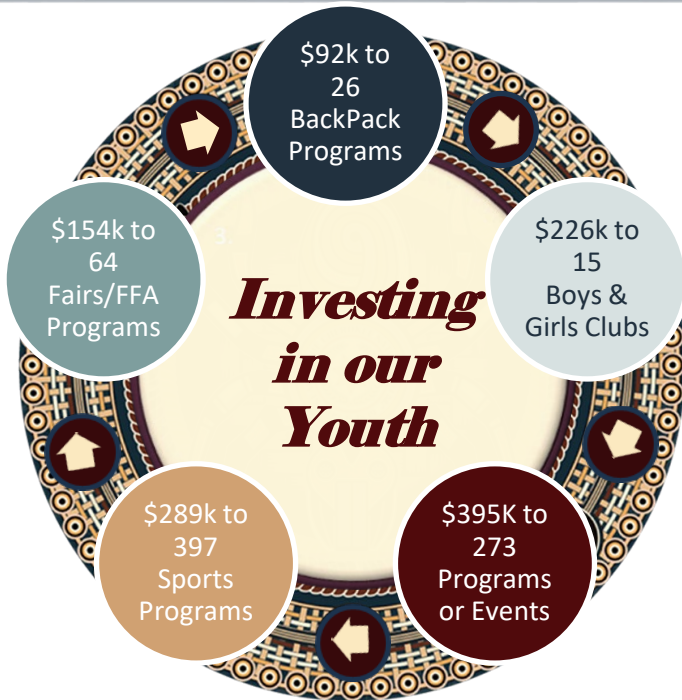


60 Emergency response organizations received the CN Public Safety Partners Grant totaling \$3m

71 Community organizations, schools and municipalities received a CN Community Partners Grant totaling \$18m.

70 Community organizations, schools and municipalities received funding for infrastructure improvements through CN Infrastructure Grant totaling \$4m.

The Cherokee Nation has a more than **\$3 billion** impact on the Oklahoma economy.



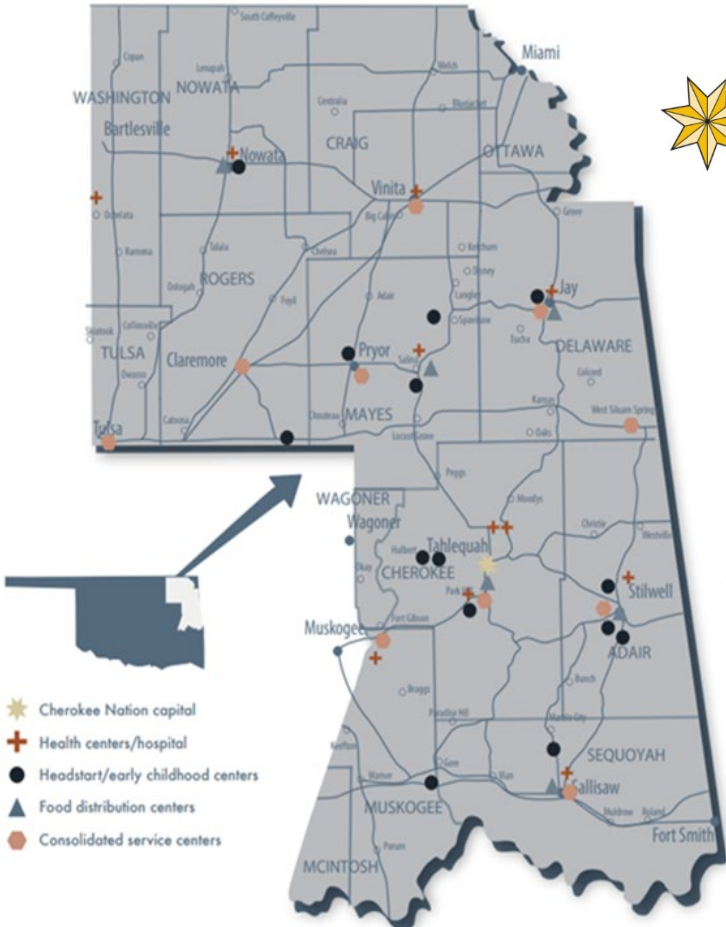
Seed Bank - ᄁᄂᄂᄂ ᄂᄂᄂ - The heirloom seed program focuses on preserving and revitalizing cultural plants and crops used by Cherokees for food and cultural purposes. CN distributed 9,668 seed packages to tribal citizens in FY24.

Environmental Programs (CNEP) - ᄂᄂᄂ ᄂᄂᄂᄂᄂ ᄂᄂᄂᄂᄂ - CNEP conducts formal environmental reviews to examine the potential effects associated with any changes to an environment, such as building rehabilitation, utility expansion, land acquisition, and/or new construction. In FY24, CNEP performed 1,304 reviews were throughout northeast Oklahoma.

Cherokee Nation Transit - ᄂᄂᄂ ᄂᄂᄂ ᄂᄂ **ᄂᄂᄂᄂ** - In FY24 Cherokee Nation spent \$1.7m providing people throughout the reservation a safe, cost-effective (50¢ per ride), efficient, eco-friendly way to travel between our communities while reducing our carbon footprint. 94,909 transit rides were provided in FY24.

Community and Cultural Outreach (CCO) - ᄂᄂᄂᄂᄂ ᄂᄂᄂᄂᄂᄂ ᄂᄂ ᄂᄂᄂᄂᄂᄂᄂᄂ CCO is a grassroots network that consists of 87 Cherokee community organizations throughout the United States. The Cherokee Nation spent \$1.3m on outreach and community assistance in FY24.

Strong communities are important to the Cherokee people. Cherokee Nation contributes resources to our communities to ensure they remain strong and prosperous.



Cherokee Nation Education ᎠᎵᎾᎿ ᎠᎵᎾᎿ ᎠᎵᎾᎿ ᎠᎵᎾᎿ



Sequoyah High School (SHS) ᎠᎵᎾᎿ ᎠᎵᎾᎿ ᎠᎵᎾᎿ ᎠᎵᎾᎿ

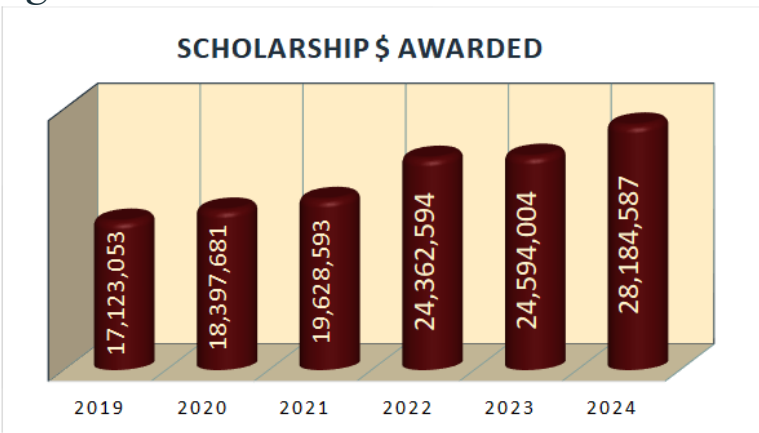
Sequoyah High School is a school of excellence for any Native American student from a federally recognized tribe in grades 9-12. In FY24, the tribe spent \$12.5m educating 318.



Cherokee Immersion School - GWY ᎠᎵᎾᎿ ᎠᎵᎾᎿ

The Cherokee Immersion School is a Cherokee language preservation school. Curriculum is taught exclusively in the Cherokee language, both written and spoken. In FY24, the school served 126 students in grades pre-K through 8th grade with support totaling \$3.9m.

Higher Education - ᎠᎵᎾᎿ ᎠᎵᎾᎿ ᎠᎵᎾᎿ ᎠᎵᎾᎿ




Marshal Service -



ᎠᎩᎠᎠ ᎠᎠᎠᎠᎠᎠ ᎠᎠᎠᎠᎠᎠ

The Cherokee Nation Marshal Service is a certified law enforcement agency with jurisdiction throughout the Cherokee Nation reservation. The Marshal Service is cross-deputized with 91 municipal, county, state, and federal agencies. The Nation invested \$46.7m to keep our Nation and communities safe in FY24.



\$601.3k

- Donated to 59 municipal and rural law enforcement agencies.

\$508.6k

- Donated to 146 municipal and rural fire departments.

Small Business Assistance Center (SBA) -

ᎠᎠᎠᎠᎠ ᎠᎠᎠᎠᎠᎠ ᎠᎠᎠᎠᎠᎠ ᎠᎠᎠᎠᎠᎠ

SBA encourages entrepreneurship services for Cherokee citizens. The SBA provided \$3.7m in commercial loans in FY24 to 40 small businesses creating or maintaining 204 full time jobs within our communities.

Engineering and Sanitation -

ᎠᎠᎠᎠᎠᎠ ᎠᎠ ᎠᎠᎠᎠᎠ ᎠᎠᎠᎠᎠᎠ

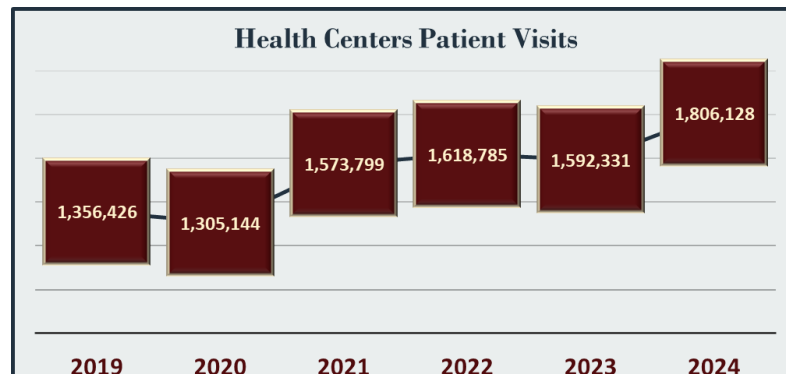
ᎠᎠᎠᎠᎠᎠ - In FY24, Cherokee Nation spent \$1.9m of non-ARPA funding on 24.3 miles of community waterlines constructed to improve the quality of life for families and communities by ensuring access to safe water.

Roads - ᎠᎠᎠᎠᎠ - The Roads program improves the quality of life for families and communities by providing safe roads and easier access. CN spent \$34.1m repairing /constructing 74.0 miles of roads and bridges across northeast Oklahoma in FY24.

Job Fairs - ᎠᎠᎠᎠᎠᎠ ᎠᎠᎠᎠᎠᎠᎠ

The Cherokee Nation's Economic Development program works with local communities and partners with businesses to help citizens obtain full time employment. In FY24, CN conducted 28 job fairs in various communities throughout the reservation.

Cherokee families are well known for their strength and resilience. Cherokee Nation provides an array of support programs through family and individual services, including programs designed specifically for children, youth, and elders.



11,871

Diabetes patients were provided education and medical supplies at a cost of \$3.6m in FY24.

1,228

Patients were preventively tested for various cancers with a total of \$229.8k spent in FY24.

111,740

Dental patients received oral care totaling \$28.4m across the tribe's dental clinics in FY24.


Health Services - ᎠᎩᎠᎩᎠᎩ ᎠᎩᎩᎩᎩ

The Cherokee Nation operates the largest tribally managed healthcare system in the United States. The tribe's healthcare system consists of 10 ambulatory health centers, 1 hospital and 1 outpatient health care facility providing a wide variety of physical, dental and mental healthcare to all Native Americans. CN Health Centers had more than 1.8 million patient visits in FY24.

Indian Child Welfare (ICW) - ᎠᎩᎩᎩᎩ ᎠᎩᎩᎩ ᎠᎩᎩᎩᎩᎩ

The Indian Child Welfare program is a fully integrated support system for children and families who need stability in times of crisis. In FY24, the Nation spent \$10.1m on ICW programs to provide services to 244, to attend and assist in 273 custody court hearings, and cared for more than 1,200 children monthly through our Foster Care system.





Women, Infants & Children
Dhḡḡ, ḡḡḡḡ & ḡḡḡḡ

- W** • 75,993 WIC recipients received \$5.5m in food vouchers.
- I** • 4,205 nursing women received supportive assistance and food vouchers.
- C** • 106,000 children received \$6.4m in food vouchers during the summer months.

HOUSING
 ḡḡḡḡḡḡḡḡ

- 2,244 families received rental assistance
- 174 homes rehabilitated to provide a safe living environment

Food Distribution - Dḡḡḡḡḡḡ

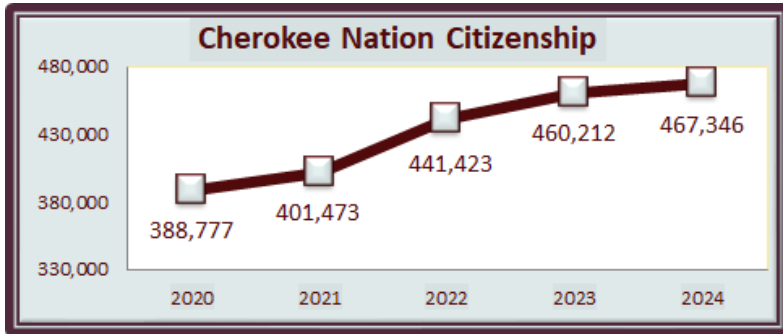
Dḡḡḡḡḡḡḡḡ - Due to Cherokee Nation food distribution efforts, 81,814 individual citizens and 44,572 households received food. CN was able to provide 40,765 meals at our elderly at 14 senior nutrition sites and 11,193 served in their homes. In FY24, Cn spent \$11.8m food distribution programs.

Child Support - Dḡḡ ḡḡḡḡḡḡḡḡ - The child support program collects court-ordered child support dollars that are then distributed to custodial guardians . The program collected and distributed more than \$3.3m in child support for 2,631 active cases in FY24.

Vocational Education and Training – ḡḡḡḡḡḡḡḡ ḡḡḡḡḡḡḡḡ ḡḡ ḡḡḡḡḡḡḡḡ - The Cherokee Nation offers several in-house training programs and assistance to those who are enrolled at vocational and technical schools. In FY24, Cherokee Nation vocational programs assisted 1,084 Native Americans.

Elder Services & Advocacy - Dḡḡḡḡḡḡḡḡ ḡḡḡḡḡḡḡḡ & Dḡḡḡḡḡḡḡḡḡ - Elder Services helps Cherokee elderly to be self-sufficient while ensuring they can remain safely in their homes. In FY24, a total of 1,490 elders were helped with utility assistance, 531 received housing assistance, and 470 were protected and advocated for.

Cherokee culture encompasses our longstanding traditions of language, music, spirituality, food, storytelling and art. Funding programs that teach this culture is a priority for the Cherokee Nation.



Language Technology –
ᎠᎩᎩᎩᎩᎩ ᎠᎩᎩᎩᎩᎩ ᎠᎩᎩᎩᎩᎩ



Cherokee Voices, Cherokee Sounds –
ᎠᎩᎩᎩᎩ ᎠᎩᎩᎩᎩ ᎠᎩᎩᎩᎩᎩ

Cherokee Voices, Cherokee Sounds is an hour-long weekly radio program hosted in the Cherokee language by Cherokee National Treasure Dennis Sixkiller. The tribe spent \$109k in FY24 producing the show.



<https://soundcloud.com/thecherokeekation>

Cherokee Nation had 878,800 social media followers in FY24

One of the greatest sources of strength Cherokee people have right now is our culture and heritage. Cherokees across the world are using social media and other digital means to stay connected.

- | | |
|---|---------------------|
| ✦ www.Cherokee.org | The Cherokee Nation |
| ✦ www.osiyo.tv | @Cherokee Nation |
| ✦ www.anadisgoi.com | @thecherokeekation |
| ✦ https://visitcherokee.com | Cherokee TV |

iPhone or iPad users can access a Cherokee keyboard as well as a Cherokee font. To activate the Cherokee keyboard on an iOS device, visit [iphone keyboard \(cherokee.org\)](http://iphone.keyboard(cherokee.org)).

Cherokee Nation Directory

Main: 918-453-5000 * Toll Free: 800-256-0671 * Fax: 918-458-6219

Government

TᏍᏍᏗᏂᏁᏉᏍᏗ

Administration (Executive Branch)

918-453-5618

Tribal Council (Legislative Branch)

918-207-3895

Tribal Courts (Judicial Branch)

918-207-3900

Resources

ᏏᏍᏁᏍᏗᏁᏍᏗ

Financial Resources

918-207-3943

Human Resources

918-453-5292

Management Resources

918-453-4138

Services

ᏆᏍᏁᏍᏗᏁᏍᏗ

Arts Center/Spider Gallery

918-453-5728

Human Services

918-453-5422

Career Services

918-453-5555

Cherokee FIRST Information Center

918-207-3936

Cherokee Phoenix Newspaper

918-453-5269

Commerce/Small Business Assistance

918-453-5534

Communications/PR/Web

918-453-5541

Community Services

918-207-3879

Community & Cultural Outreach

918-207-4963

Education Services

918-453-5341

GaDuGi Portal

918-458-3100 (M-F 8am-5pm)

Health Services

918-453-1000 (ask for clinic location)

Indian Child Welfare

918-458-6900

Marshal Service

918-207-3800

One Fire Victim Services

918-772-4260 or 866-458-5399

Real Estate Services

918-453-5350

Tax Commission (Car Tags)

918-453-5100

Transit (Pelivan, KATS)

918-453-5731

Transportation & Infrastructure

918-207-3929

Tribal Registration (Enrollment)

918-458-6980

Veterans Office

918-772-4166

Wildlife Conservation

918-453-5333

Ga Du Gi Portal

<https://gadugiportal.cherokee.org/>

GV
(Thank You)



ᏍᏍᏍᏍ ᏍᏍᏍ
CHEROKEE NATION®
Financial Resources

P.O. Box 948
Tahlequah, OK 74465-0948
918-453-5000
cherokee.org